




























































## DTC search results

DTC	Item	Reference
11	<b>Diagnostic Procedure with Diagnostic Trouble Code (DTC) [AUTOMATIC TRANSMISSION (DIAGNOSTICS)(4AT)]</b> DTC 11 ENGINE SPEED SIGNAL	
11	<b>Diagnostic Chart with Trouble Code [AIRBAG SYSTEM (DIAGNOSTICS)]</b> DTC 11	
11	<b>Diagnostic Procedure with Diagnostic Trouble Code (DTC) [CRUISE CONTROL SYSTEM (ETC)(DIAGNOSTICS)(ETC)]</b> DTC 11	
12	<b>Diagnostic Chart with Trouble Code [AIRBAG SYSTEM (DIAGNOSTICS)]</b> DTC 12	
12	<b>Diagnostic Procedure with Diagnostic Trouble Code (DTC) [CRUISE CONTROL SYSTEM (ETC)(DIAGNOSTICS)(ETC)]</b> DTC 12	
13	<b>Diagnostic Procedure with Diagnostic Trouble Code (DTC) [CRUISE CONTROL SYSTEM (ETC)(DIAGNOSTICS)(ETC)]</b> DTC 13	
14	<b>Diagnostic Procedure with Diagnostic Trouble Code (DTC) [CRUISE CONTROL SYSTEM (ETC)(DIAGNOSTICS)(ETC)]</b> DTC 14	
15	<b>Diagnostic Chart with Trouble Code [AIRBAG SYSTEM (DIAGNOSTICS)]</b> DTC 15	
15	<b>Diagnostic Procedure with Diagnostic Trouble Code (DTC) [CRUISE CONTROL SYSTEM (ETC)(DIAGNOSTICS)(ETC)]</b> DTC 15	
		
16	<b>Diagnostic Chart with Trouble Code [AIRBAG SYSTEM (DIAGNOSTICS)]</b> DTC 16	
16	<b>Diagnostic Procedure with Diagnostic Trouble Code (DTC) [CRUISE CONTROL SYSTEM (ETC)(DIAGNOSTICS)(ETC)]</b> DTC 16	
21	<b>Diagnostic Procedure with Diagnostic Trouble Code (DTC) [ABS (DIAGNOSTICS)]</b> DTC 21 OPEN OR SHORT CIRCUIT IN FRONT RIGHT ABS WHEEL SPEED SENSOR CIRCUIT	
21	<b>Diagnostic Chart with Trouble Code [AIRBAG SYSTEM (DIAGNOSTICS)]</b> DTC 21	
21	<b>Diagnostic Procedure with Diagnostic Trouble Code (DTC) [CRUISE CONTROL SYSTEM (DIAGNOSTICS)]</b>	


	DTC 21, 24, 25 AND 2A CRUISE CONTROL MODULE BUILT-IN RELAY, CPU RAM	
21	<b>Diagnostic Procedure with Diagnostic Trouble Code (DTC) [CRUISE CONTROL SYSTEM (ETC)(DIAGNOSTICS)(ETC)]</b> DTC 21	
21	<b>Diagnostic Procedure with Diagnostic Trouble Code (DTC) [MANUAL TRANSMISSION AND DIFFERENTIAL (DIAGNOSTICS)(6MT)]</b> DTC P2125 ACCELERATOR POSITION SENSOR E	
22	<b>Diagnostic Procedure with Diagnostic Trouble Code (DTC) [ABS (DIAGNOSTICS)]</b> DTC 22 FRONT RIGHT ABNORMAL ABS WHEEL SPEED SENSOR SIGNAL	
22	<b>Diagnostic Chart with Trouble Code [AIRBAG SYSTEM (DIAGNOSTICS)]</b> DTC 22	
22	<b>Diagnostic Procedure with Diagnostic Trouble Code (DTC) [CRUISE CONTROL SYSTEM (DIAGNOSTICS)]</b> DTC 22 VEHICLE SPEED SENSOR	
22	<b>Diagnostic Procedure with Diagnostic Trouble Code (DTC) [CRUISE CONTROL SYSTEM (ETC)(DIAGNOSTICS)(ETC)]</b> DTC 22	
22	<b>Diagnostic Procedure with Diagnostic Trouble Code (DTC) [MANUAL TRANSMISSION AND DIFFERENTIAL (DIAGNOSTICS)(6MT)]</b> DTC P1759 LATERAL ACCELERATION SENSOR CIRCUIT	
23	<b>Diagnostic Procedure with Diagnostic Trouble Code (DTC) [ABS (DIAGNOSTICS)]</b> DTC 23 OPEN OR SHORT CIRCUIT IN FRONT LEFT ABS WHEEL SPEED SENSOR CIRCUIT	
23	<b>Diagnostic Chart with Trouble Code [AIRBAG SYSTEM (DIAGNOSTICS)]</b> DTC 23	
23	<b>Diagnostic Procedure with Diagnostic Trouble Code (DTC) [MANUAL TRANSMISSION AND DIFFERENTIAL (DIAGNOSTICS)(6MT)]</b> DTC P1875 CIRCUIT OF CENTER DIFF.	
24	<b>Diagnostic Procedure with Diagnostic Trouble Code (DTC) [MANUAL TRANSMISSION AND DIFFERENTIAL (DIAGNOSTICS)(6MT)]</b> DTC 24 CHECK CENTER DIFFERENTIAL CONTROL DIAL	
24	<b>Diagnostic Procedure with Diagnostic Trouble Code (DTC) [ABS (DIAGNOSTICS)]</b> DTC 24 FRONT LEFT ABNORMAL ABS WHEEL SPEED SENSOR SIGNAL	
24	<b>Diagnostic Chart with Trouble Code [AIRBAG SYSTEM (DIAGNOSTICS)]</b> DTC 24	
24	<b>Diagnostic Procedure with Diagnostic Trouble Code (DTC) [CRUISE CONTROL SYSTEM (ETC)(DIAGNOSTICS)(ETC)]</b> DTC 24	
24	<b>Diagnostic Procedure with Diagnostic Trouble Code (DTC) [CRUISE CONTROL SYSTEM (DIAGNOSTICS)]</b>	

	DTC 21, 24, 25 AND 2A CRUISE CONTROL MODULE BUILT-IN RELAY, CPU RAM	
		↑
25	<b>Diagnostic Procedure with Diagnostic Trouble Code (DTC) [ABS (DIAGNOSTICS)]</b> DTC 25 OPEN OR SHORT CIRCUIT IN REAR RIGHT ABS WHEEL SPEED SENSOR CIRCUIT	
25	<b>Diagnostic Chart with Trouble Code [AIRBAG SYSTEM (DIAGNOSTICS)]</b> DTC 25	
25	<b>Diagnostic Procedure with Diagnostic Trouble Code (DTC) [CRUISE CONTROL SYSTEM (ETC)(DIAGNOSTICS)(ETC)]</b> DTC 25	
25	<b>Diagnostic Procedure with Diagnostic Trouble Code (DTC) [CRUISE CONTROL SYSTEM (DIAGNOSTICS)]</b> DTC 21, 24, 25 AND 2A CRUISE CONTROL MODULE BUILT-IN RELAY, CPU RAM	
25	<b>Diagnostic Procedure with Diagnostic Trouble Code (DTC) [MANUAL TRANSMISSION AND DIFFERENTIAL (DIAGNOSTICS)(6MT)]</b> DTC P1720 DCCD CAN SYSTEM CIRCUIT	
26	<b>Diagnostic Procedure with Diagnostic Trouble Code (DTC) [ABS (DIAGNOSTICS)]</b> DTC 26 REAR RIGHT ABNORMAL ABS WHEEL SPEED SENSOR SIGNAL	
26	<b>Diagnostic Procedure with Diagnostic Trouble Code (DTC) [MANUAL TRANSMISSION AND DIFFERENTIAL (DIAGNOSTICS)(6MT)]</b> DTC P1721 DCCD ENGINE RPM SIGNAL SYSTEM CIRCUIT	
27	<b>Diagnostic Procedure with Diagnostic Trouble Code (DTC) [AUTOMATIC TRANSMISSION (DIAGNOSTICS)(4AT)]</b> DTC 27 ATF TEMPERATURE SENSOR	
27	<b>Diagnostic Procedure with Diagnostic Trouble Code (DTC) [ABS (DIAGNOSTICS)]</b> DTC 27 OPEN OR SHORT CIRCUIT IN REAR LEFT ABS WHEEL SPEED SENSOR CIRCUIT	
27	<b>Diagnostic Procedure with Diagnostic Trouble Code (DTC) [MANUAL TRANSMISSION AND DIFFERENTIAL (DIAGNOSTICS)(6MT)]</b> DTC P1765 YAW RATE SIDE G SENSOR REFERENCE SYSTEM CIRCUIT	
28	<b>Diagnostic Procedure with Diagnostic Trouble Code (DTC) [ABS (DIAGNOSTICS)]</b> DTC 28 REAR LEFT ABNORMAL ABS WHEEL SPEED SENSOR SIGNAL	
28	<b>Diagnostic Procedure with Diagnostic Trouble Code (DTC) [CRUISE CONTROL SYSTEM (DIAGNOSTICS)]</b> DTC 28 WIRING HARNESS OPENED	
28	<b>Diagnostic Procedure with Diagnostic Trouble Code (DTC) [MANUAL TRANSMISSION AND DIFFERENTIAL (DIAGNOSTICS)(6MT)]</b> DTC P1764 YAW RATE SENSOR SYSTEM CIRCUIT	
29		

	<b>Diagnostic Procedure with Diagnostic Trouble Code (DTC) [ABS (DIAGNOSTICS)]</b> DTC 29 ABNORMAL ABS WHEEL SPEED SENSOR SIGNAL ON ANY ONE OF FOUR SENSOR	
29	<b>Diagnostic Procedure with Diagnostic Trouble Code (DTC) [MANUAL TRANSMISSION AND DIFFERENTIAL (DIAGNOSTICS)(6MT)]</b> DTC P1767 DCCD STEERING ANGLE SENSOR	
		
2A	<b>Diagnostic Procedure with Diagnostic Trouble Code (DTC) [CRUISE CONTROL SYSTEM (DIAGNOSTICS)]</b> DTC 21, 24, 25 AND 2A CRUISE CONTROL MODULE BUILT-IN RELAY, CPU RAM	
31	<b>Diagnostic Procedure with Diagnostic Trouble Code (DTC) [AUTOMATIC TRANSMISSION (DIAGNOSTICS)(4AT)]</b> DTC 31 THROTTLE POSITION SENSOR	
31	<b>Diagnostic Procedure with Diagnostic Trouble Code (DTC) [MANUAL TRANSMISSION AND DIFFERENTIAL (DIAGNOSTICS)(6MT)]</b> DTC 31 MANUAL MODE SWITCH	
31	<b>Diagnostic Procedure with Diagnostic Trouble Code (DTC) [ABS (DIAGNOSTICS)]</b> DTC 31 FRONT RIGHT INLET VALVE MALFUNCTION	
31	<b>Diagnostic Chart with Trouble Code [AIRBAG SYSTEM (DIAGNOSTICS)]</b> DTC 31	
31	<b>Diagnostic Procedure with Diagnostic Trouble Code (DTC) [CRUISE CONTROL SYSTEM (ETC)(DIAGNOSTICS)(ETC)]</b> DTC 31	
32	<b>Diagnostic Procedure with Diagnostic Trouble Code (DTC) [MANUAL TRANSMISSION AND DIFFERENTIAL (DIAGNOSTICS)(6MT)]</b> DTC 32 CHECK PARKING BREAK SWITCH	
32	<b>Diagnostic Procedure with Diagnostic Trouble Code (DTC) [ABS (DIAGNOSTICS)]</b> DTC 32 FRONT RIGHT OUTLET VALVE MALFUNCTION	
32	<b>Diagnostic Chart with Trouble Code [AIRBAG SYSTEM (DIAGNOSTICS)]</b> DTC 32	
32	<b>Diagnostic Procedure with Diagnostic Trouble Code (DTC) [CRUISE CONTROL SYSTEM (ETC)(DIAGNOSTICS)(ETC)]</b> DTC 32	
33	<b>Diagnostic Procedure with Diagnostic Trouble Code (DTC) [AUTOMATIC TRANSMISSION (DIAGNOSTICS)(4AT)]</b> DTC 33 FRONT VEHICLE SPEED SENSOR	
33	<b>Diagnostic Procedure with Diagnostic Trouble Code (DTC) [ABS (DIAGNOSTICS)]</b> DTC 33 FRONT LEFT INLET VALVE MALFUNCTION	
33	<b>Diagnostic Procedure with Diagnostic Trouble Code (DTC) [MANUAL TRANSMISSION AND DIFFERENTIAL (DIAGNOSTICS)(6MT)]</b> DTC P1521 BRAKE SWITCH CIRCUIT RANGE	









34	<b>Diagnostic Procedure with Diagnostic Trouble Code (DTC) [ABS (DIAGNOSTICS)]</b> DTC 34 FRONT LEFT OUTLET VALVE MALFUNCTION	
34	<b>Diagnostic Procedure with Diagnostic Trouble Code (DTC) [CRUISE CONTROL SYSTEM (ETC)(DIAGNOSTICS)(ETC)]</b> DTC 34	











35	<b>Diagnostic Procedure with Diagnostic Trouble Code (DTC) [ABS (DIAGNOSTICS)]</b> DTC 35 REAR RIGHT INLET VALVE MALFUNCTION	
35	<b>Diagnostic Procedure with Diagnostic Trouble Code (DTC) [CRUISE CONTROL SYSTEM (DIAGNOSTICS)]</b> DTC 35 AND 36 ACTUATOR MOTOR	
35	<b>Diagnostic Procedure with Diagnostic Trouble Code (DTC) [CRUISE CONTROL SYSTEM (ETC)(DIAGNOSTICS)(ETC)]</b> DTC 35	
36	<b>Diagnostic Procedure with Diagnostic Trouble Code (DTC) [AUTOMATIC TRANSMISSION (DIAGNOSTICS)(4AT)]</b> DTC 36 TORQUE CONVERTER TURBINE SPEED SENSOR	
36	<b>Diagnostic Procedure with Diagnostic Trouble Code (DTC) [ABS (DIAGNOSTICS)]</b> DTC 36 REAR RIGHT OUTLET VALVE MALFUNCTION	
36	<b>Diagnostic Procedure with Diagnostic Trouble Code (DTC) [CRUISE CONTROL SYSTEM (DIAGNOSTICS)]</b> DTC 35 AND 36 ACTUATOR MOTOR	
37	<b>Diagnostic Procedure with Diagnostic Trouble Code (DTC) [MANUAL TRANSMISSION AND DIFFERENTIAL (DIAGNOSTICS)(6MT)]</b> DTC 37 NEUTRAL POSITION SWITCH	
37	<b>Diagnostic Procedure with Diagnostic Trouble Code (DTC) [ABS (DIAGNOSTICS)]</b> DTC 37 REAR LEFT INLET VALVE MALFUNCTION	
37	<b>Diagnostic Procedure with Diagnostic Trouble Code (DTC) [CRUISE CONTROL SYSTEM (DIAGNOSTICS)]</b> DTC 37 ACTUATOR MOTOR CLUTCH	
38	<b>Diagnostic Procedure with Diagnostic Trouble Code (DTC) [AUTOMATIC TRANSMISSION (DIAGNOSTICS)(4AT)]</b> DTC 38 TORQUE CONTROL SIGNAL	
38	<b>Diagnostic Procedure with Diagnostic Trouble Code (DTC) [ABS (DIAGNOSTICS)]</b> DTC 38 REAR LEFT OUTLET VALVE MALFUNCTION	
38	<b>Diagnostic Procedure with Diagnostic Trouble Code (DTC) [CRUISE CONTROL SYSTEM (DIAGNOSTICS)]</b> DTC 38 MOTOR DRIVE SHAFT DOES NOT ENGAGE PROPERLY	
39	<b>Diagnostic Procedure with Diagnostic Trouble Code (DTC) [CRUISE CONTROL SYSTEM (DIAGNOSTICS)]</b> DTC 39 MOTOR IS OVERLOADED	
















--	--	--



41	<b>Diagnostic Procedure with Diagnostic Trouble Code (DTC) [ABS (DIAGNOSTICS)]</b> DTC 41 ABS CONTROL MODULE MALFUNCTION	
41	<b>Diagnostic Chart with Trouble Code [AIRBAG SYSTEM (DIAGNOSTICS)]</b> DTC 41	
42	<b>Diagnostic Procedure with Diagnostic Trouble Code (DTC) [ABS (DIAGNOSTICS)]</b> DTC 42 POWER VOLTAGE MALFUNCTION	
42	<b>Diagnostic Chart with Trouble Code [AIRBAG SYSTEM (DIAGNOSTICS)]</b> DTC 42	
43	<b>Diagnostic Procedure with Diagnostic Trouble Code (DTC) [CRUISE CONTROL SYSTEM (ETC)(DIAGNOSTICS)(ETC)]</b> DTC 43	
45	<b>Diagnostic Procedure with Diagnostic Trouble Code (DTC) [AUTOMATIC TRANSMISSION (DIAGNOSTICS)(4AT)]</b> DTC 45 INTAKE MANIFOLD PRESSURE SIGNAL (NON-TURBO MODEL)	
45	<b>Diagnostic Chart with Trouble Code [AIRBAG SYSTEM (DIAGNOSTICS)]</b> DTC 45	
46	<b>Diagnostic Chart with Trouble Code [AIRBAG SYSTEM (DIAGNOSTICS)]</b> DTC 46	



47	<b>Diagnostic Procedure with Diagnostic Trouble Code (DTC) [ABS (DIAGNOSTICS)]</b> DTC 47 IMPROPER CAN COMMUNICATION	
51	<b>Diagnostic Procedure with Diagnostic Trouble Code (DTC) [ABS (DIAGNOSTICS)]</b> DTC 51 VALVE RELAY MALFUNCTION	
51	<b>Diagnostic Chart with Trouble Code [AIRBAG SYSTEM (DIAGNOSTICS)]</b> DTC 51	
52	<b>Diagnostic Procedure with Diagnostic Trouble Code (DTC) [ABS (DIAGNOSTICS)]</b> DTC 52 MOTER/MOTER RELAY MALFUNCTION	
52	<b>Diagnostic Chart with Trouble Code [AIRBAG SYSTEM (DIAGNOSTICS)]</b> DTC 52	
53	<b>Diagnostic Chart with Trouble Code [AIRBAG SYSTEM (DIAGNOSTICS)]</b> DTC 53	
54	<b>Diagnostic Procedure with Diagnostic Trouble Code (DTC) [ABS (DIAGNOSTICS)]</b> DTC 54 STOP LIGHT SWITCH SIGNAL CIRCUIT MALFUNCTION	
		




54	<b>Diagnostic Chart with Trouble Code [AIRBAG SYSTEM (DIAGNOSTICS)]</b> DTC 54	
↑		
55	<b>Diagnostic Chart with Trouble Code [AIRBAG SYSTEM (DIAGNOSTICS)]</b> DTC 55	
56	<b>Diagnostic Procedure with Diagnostic Trouble Code (DTC) [ABS (DIAGNOSTICS)]</b> DTC 56 G SENSOR OUTPUT VOLTAGE OR OUTPUT SIGNAL MALFUNCTION	
61	<b>Diagnostic Chart with Trouble Code [AIRBAG SYSTEM (DIAGNOSTICS)]</b> DTC 61	
61	<b>Diagnostic Procedure with Diagnostic Trouble Code (DTC) [CRUISE CONTROL SYSTEM (ETC)(DIAGNOSTICS)(ETC)]</b> DTC 61	
62	<b>Diagnostic Chart with Trouble Code [AIRBAG SYSTEM (DIAGNOSTICS)]</b> DTC 62	
62	<b>Diagnostic Procedure with Diagnostic Trouble Code (DTC) [CRUISE CONTROL SYSTEM (ETC)(DIAGNOSTICS)(ETC)]</b> DTC 62	
63	<b>Diagnostic Procedure with Diagnostic Trouble Code (DTC) [CRUISE CONTROL SYSTEM (ETC)(DIAGNOSTICS)(ETC)]</b> DTC 63	
↑		
64	<b>Diagnostic Procedure with Diagnostic Trouble Code (DTC) [CRUISE CONTROL SYSTEM (ETC)(DIAGNOSTICS)(ETC)]</b> DTC 64	
65	<b>Diagnostic Chart with Trouble Code [AIRBAG SYSTEM (DIAGNOSTICS)]</b> DTC 65	
65	<b>Diagnostic Procedure with Diagnostic Trouble Code (DTC) [CRUISE CONTROL SYSTEM (ETC)(DIAGNOSTICS)(ETC)]</b> DTC 65	
66	<b>Diagnostic Chart with Trouble Code [AIRBAG SYSTEM (DIAGNOSTICS)]</b> DTC 66	
66	<b>Diagnostic Procedure with Diagnostic Trouble Code (DTC) [CRUISE CONTROL SYSTEM (ETC)(DIAGNOSTICS)(ETC)]</b> DTC 66	
71	<b>Diagnostic Procedure with Diagnostic Trouble Code (DTC) [AUTOMATIC TRANSMISSION (DIAGNOSTICS)(4AT)]</b> DTC 71 SHIFT SOLENOID 1	
72		

	<b>Diagnostic Procedure with Diagnostic Trouble Code (DTC) [AUTOMATIC TRANSMISSION (DIAGNOSTICS)(4AT)] DTC 72 SHIFT SOLENOID 2</b>	
		↑
73	<b>Diagnostic Procedure with Diagnostic Trouble Code (DTC) [AUTOMATIC TRANSMISSION (DIAGNOSTICS)(4AT)] DTC 73 LOW CLUTCH TIMING SOLENOID</b>	
73	<b>Diagnostic Procedure with Diagnostic Trouble Code (DTC) [ABS (DIAGNOSTICS)] DTC 73 LATERAL G SENSOR OUTPUT VOLTAGE OR OUTPUT SIGNAL MALFUNCTION</b>	
74	<b>Diagnostic Procedure with Diagnostic Trouble Code (DTC) [AUTOMATIC TRANSMISSION (DIAGNOSTICS)(4AT)] DTC 74 2-4 BRAKE TIMING SOLENOID</b>	
75	<b>Diagnostic Procedure with Diagnostic Trouble Code (DTC) [AUTOMATIC TRANSMISSION (DIAGNOSTICS)(4AT)] DTC 75 LINE PRESSURE DUTY SOLENOID</b>	
76	<b>Diagnostic Procedure with Diagnostic Trouble Code (DTC) [AUTOMATIC TRANSMISSION (DIAGNOSTICS)(4AT)] DTC 76 2-4 BRAKE DUTY SOLENOID</b>	
77	<b>Diagnostic Procedure with Diagnostic Trouble Code (DTC) [AUTOMATIC TRANSMISSION (DIAGNOSTICS)(4AT)] DTC 77 LOCK-UP DUTY SOLENOID</b>	
		↑
79	<b>Diagnostic Procedure with Diagnostic Trouble Code (DTC) [AUTOMATIC TRANSMISSION (DIAGNOSTICS)(4AT)] DTC 79 TRANSFER DUTY SOLENOID</b>	
93	<b>Diagnostic Procedure with Diagnostic Trouble Code (DTC) [AUTOMATIC TRANSMISSION (DIAGNOSTICS)(4AT)] DTC 93 REAR VEHICLE SPEED SENSOR</b>	
P0011	<b>Diagnostic Procedure with Diagnostic Trouble Code (DTC) [ENGINE (DIAGNOSTICS)(H4DO)] DTC P0011 INTAKE CAMSHAFT POSITION - TIMING OVER- ADVANCED OR SYSTEM PERFORMANCE (BANK 1)</b>	
P0011	<b>Diagnostic Procedure with Diagnostic Trouble Code (DTC) [ENGINE (DIAGNOSTICS)(H4DOTC)] DTC P0011 INTAKE CAMSHAFT POSITION - TIMING OVER- ADVANCED OR SYSTEM PERFORMANCE (BANK 1)</b>	
P0021	<b>Diagnostic Procedure with Diagnostic Trouble Code (DTC) [ENGINE (DIAGNOSTICS)(H4DO)] DTC P0021 INTAKE CAMSHAFT POSITION - TIMING OVER- ADVANCED OR SYSTEM PERFORMANCE (BANK 2)</b>	
P0021	<b>Diagnostic Procedure with Diagnostic Trouble Code (DTC) [ENGINE (DIAGNOSTICS)(H4DOTC)] DTC P0021 INTAKE CAMSHAFT POSITION - TIMING OVER- ADVANCED OR SYSTEM PERFORMANCE (BANK 2)</b>	
P0030		


	<b>Diagnostic Procedure with Diagnostic Trouble Code (DTC) [ENGINE (DIAGNOSTICS)(H4SO)]</b> DTC P0030 HO2S HEATER CONTROL CIRCUIT (BANK 1 SENSOR 1)	
P0030	<b>Diagnostic Procedure with Diagnostic Trouble Code (DTC) [ENGINE (DIAGNOSTICS)(H4DO)]</b> DTC P0030 HO2S HEATER CONTROL CIRCUIT (BANK 1 SENSOR 1)	
P0030	<b>Diagnostic Procedure with Diagnostic Trouble Code (DTC) [ENGINE (DIAGNOSTICS)(H4DOTC)]</b> DTC P0030 HO2S HEATER CONTROL CIRCUIT (BANK 1 SENSOR 1)	




P0031	<b>Diagnostic Procedure with Diagnostic Trouble Code (DTC) [ENGINE (DIAGNOSTICS)(H4SO)]</b> DTC P0031 HO2S HEATER CONTROL CIRCUIT LOW (BANK 1 SENSOR 1)	
P0031	<b>Diagnostic Procedure with Diagnostic Trouble Code (DTC) [ENGINE (DIAGNOSTICS)(H4DO)]</b> DTC P0031 HO2S HEATER CONTROL CIRCUIT LOW (BANK 1 SENSOR 1)	
P0031	<b>Diagnostic Procedure with Diagnostic Trouble Code (DTC) [ENGINE (DIAGNOSTICS)(H4DOTC)]</b> DTC P0031 HO2S HEATER CONTROL CIRCUIT LOW (BANK 1 SENSOR 1)	
P0032	<b>Diagnostic Procedure with Diagnostic Trouble Code (DTC) [ENGINE (DIAGNOSTICS)(H4SO)]</b> DTC P0032 HO2S HEATER CONTROL CIRCUIT HIGH (BANK 1 SENSOR 1)	
P0032	<b>Diagnostic Procedure with Diagnostic Trouble Code (DTC) [ENGINE (DIAGNOSTICS)(H4DO)]</b> DTC P0032 HO2S HEATER CONTROL CIRCUIT HIGH (BANK 1 SENSOR 1)	
P0032	<b>Diagnostic Procedure with Diagnostic Trouble Code (DTC) [ENGINE (DIAGNOSTICS)(H4DOTC)]</b> DTC P0032 HO2S HEATER CONTROL CIRCUIT HIGH (BANK 1 SENSOR 1)	
P0037	<b>Diagnostic Procedure with Diagnostic Trouble Code (DTC) [ENGINE (DIAGNOSTICS)(H4SO)]</b> DTC P0037 HO2S HEATER CONTROL CIRCUIT LOW (BANK 1 SENSOR 2)	
P0037	<b>Diagnostic Procedure with Diagnostic Trouble Code (DTC) [ENGINE (DIAGNOSTICS)(H4DO)]</b> DTC P0037 HO2S HEATER CONTROL CIRCUIT LOW (BANK 1 SENSOR 2)	
P0037	<b>Diagnostic Procedure with Diagnostic Trouble Code (DTC) [ENGINE (DIAGNOSTICS)(H4DOTC)]</b> DTC P0037 HO2S HEATER CONTROL CIRCUIT LOW (BANK 1 SENSOR 2)	
P0038	<b>Diagnostic Procedure with Diagnostic Trouble Code (DTC) [ENGINE (DIAGNOSTICS)(H4SO)]</b> DTC P0038 HO2S HEATER CONTROL CIRCUIT HIGH (BANK 1 SENSOR 2)	
















P0038	<b>Diagnostic Procedure with Diagnostic Trouble Code (DTC) [ENGINE (DIAGNOSTICS)(H4DO)]</b> DTC P0038 HO2S HEATER CONTROL CIRCUIT HIGH (BANK 1 SENSOR 2)	
P0038	<b>Diagnostic Procedure with Diagnostic Trouble Code (DTC) [ENGINE (DIAGNOSTICS)(H4DOTC)]</b> DTC P0038 HO2S HEATER CONTROL CIRCUIT HIGH (BANK 1 SENSOR 2)	
P0066	<b>Diagnostic Procedure with Diagnostic Trouble Code (DTC) [ENGINE (DIAGNOSTICS)(H4SO)]</b> DTC P0066 AIR ASSISTED INJECTOR CONTROL CIRCUIT OR CIRCUIT LOW	





















P0067	<b>Diagnostic Procedure with Diagnostic Trouble Code (DTC) [ENGINE (DIAGNOSTICS)(H4SO)]</b> DTC P0067 AIR ASSISTED INJECTOR CONTROL CIRCUIT HIGH	
P0101	<b>Diagnostic Procedure with Diagnostic Trouble Code (DTC) [ENGINE (DIAGNOSTICS)(H4DO)]</b> DTC P0101 MASS OR VOLUME AIR FLOW CIRCUIT RANGE/PERFORMANCE	
P0102	<b>Diagnostic Procedure with Diagnostic Trouble Code (DTC) [ENGINE (DIAGNOSTICS)(H4DO)]</b> DTC P0102 MASS OR VOLUME AIR FLOW CIRCUIT LOW INPUT	
P0102	<b>Diagnostic Procedure with Diagnostic Trouble Code (DTC) [ENGINE (DIAGNOSTICS)(H4DOTC)]</b> DTC P0102 MASS OR VOLUME AIR FLOW CIRCUIT LOW INPUT	
P0103	<b>Diagnostic Procedure with Diagnostic Trouble Code (DTC) [ENGINE (DIAGNOSTICS)(H4DO)]</b> DTC P0103 MASS OR VOLUME AIR FLOW CIRCUIT HIGH INPUT	
P0103	<b>Diagnostic Procedure with Diagnostic Trouble Code (DTC) [ENGINE (DIAGNOSTICS)(H4DOTC)]</b> DTC P0103 MASS OR VOLUME AIR FLOW CIRCUIT HIGH INPUT	
P0107	<b>Diagnostic Procedure with Diagnostic Trouble Code (DTC) [ENGINE (DIAGNOSTICS)(H4SO)]</b> DTC P0107 MANIFOLD ABSOLUTE PRESSURE/BAROMETRIC PRESSURE CIRCUIT LOW INPUT	
P0107	<b>Diagnostic Procedure with Diagnostic Trouble Code (DTC) [ENGINE (DIAGNOSTICS)(H4DO)]</b> DTC P0107 MANIFOLD ABSOLUTE PRESSURE/BAROMETRIC PRESSURE CIRCUIT LOW INPUT	
P0107	<b>Diagnostic Procedure with Diagnostic Trouble Code (DTC) [ENGINE (DIAGNOSTICS)(H4DOTC)]</b> DTC P0107 MANIFOLD ABSOLUTE PRESSURE/BAROMETRIC PRESSURE CIRCUIT LOW INPUT	





P0108	<b>Diagnostic Procedure with Diagnostic Trouble Code (DTC) [ENGINE (DIAGNOSTICS)(H4SO)]</b>	
-------	---	---









	DTC P0108 MANIFOLD ABSOLUTE PRESSURE/BAROMETRIC PRESSURE CIRCUIT HIGH INPUT	
P0108	<b>Diagnostic Procedure with Diagnostic Trouble Code (DTC) [ENGINE (DIAGNOSTICS)(H4DO)]</b> DTC P0108 MANIFOLD ABSOLUTE PRESSURE/BAROMETRIC PRESSURE CIRCUIT HIGH INPUT	
P0108	<b>Diagnostic Procedure with Diagnostic Trouble Code (DTC) [ENGINE (DIAGNOSTICS)(H4DOTC)]</b> DTC P0108 MANIFOLD ABSOLUTE PRESSURE/BAROMETRIC PRESSURE CIRCUIT HIGH INPUT	
P0111	<b>Diagnostic Procedure with Diagnostic Trouble Code (DTC) [ENGINE (DIAGNOSTICS)(H4SO)]</b> DTC P0111 INTAKE AIR TEMPERATURE SENSOR 1 CIRCUIT RANGE/PERFORMANCE	
P0112	<b>Diagnostic Procedure with Diagnostic Trouble Code (DTC) [ENGINE (DIAGNOSTICS)(H4SO)]</b> DTC P0112 INTAKE AIR TEMPERATURE SENSOR 1 CIRCUIT LOW	
P0112	<b>Diagnostic Procedure with Diagnostic Trouble Code (DTC) [ENGINE (DIAGNOSTICS)(H4DO)]</b> DTC P0112 INTAKE AIR TEMPERATURE SENSOR 1 CIRCUIT LOW	
P0112	<b>Diagnostic Procedure with Diagnostic Trouble Code (DTC) [ENGINE (DIAGNOSTICS)(H4DOTC)]</b> DTC P0112 INTAKE AIR TEMPERATURE SENSOR 1 CIRCUIT LOW	
P0113	<b>Diagnostic Procedure with Diagnostic Trouble Code (DTC) [ENGINE (DIAGNOSTICS)(H4SO)]</b> DTC P0113 INTAKE AIR TEMPERATURE SENSOR 1 CIRCUIT HIGH	
P0113	<b>Diagnostic Procedure with Diagnostic Trouble Code (DTC) [ENGINE (DIAGNOSTICS)(H4DO)]</b> DTC P0113 INTAKE AIR TEMPERATURE SENSOR 1 CIRCUIT HIGH	
P0113	<b>Diagnostic Procedure with Diagnostic Trouble Code (DTC) [ENGINE (DIAGNOSTICS)(H4DOTC)]</b> DTC P0113 INTAKE AIR TEMPERATURE SENSOR 1 CIRCUIT HIGH	
P0117	<b>Diagnostic Procedure with Diagnostic Trouble Code (DTC) [ENGINE (DIAGNOSTICS)(H4SO)]</b> DTC P0117 ENGINE COOLANT TEMPERATURE CIRCUIT LOW	
P0117	<b>Diagnostic Procedure with Diagnostic Trouble Code (DTC) [ENGINE (DIAGNOSTICS)(H4DO)]</b> DTC P0117 ENGINE COOLANT TEMPERATURE CIRCUIT LOW	
P0117	<b>Diagnostic Procedure with Diagnostic Trouble Code (DTC) [ENGINE (DIAGNOSTICS)(H4DOTC)]</b> DTC P0117 ENGINE COOLANT TEMPERATURE CIRCUIT LOW	
		
P0118	<b>Diagnostic Procedure with Diagnostic Trouble Code (DTC) [ENGINE (DIAGNOSTICS)(H4SO)]</b> DTC P0118 ENGINE COOLANT TEMPERATURE CIRCUIT HIGH	
P0118	<b>Diagnostic Procedure with Diagnostic Trouble Code (DTC) [ENGINE (DIAGNOSTICS)(H4DO)]</b> DTC P0118 ENGINE COOLANT TEMPERATURE CIRCUIT HIGH	

P0118	<b>Diagnostic Procedure with Diagnostic Trouble Code (DTC) [ENGINE (DIAGNOSTICS)(H4DOTC)]</b> DTC P0118 ENGINE COOLANT TEMPERATURE CIRCUIT HIGH	
P0121	<b>Diagnostic Procedure with Diagnostic Trouble Code (DTC) [ENGINE (DIAGNOSTICS)(H4SO)]</b> DTC P0121 THROTTLE/PEDAL POSITION SENSOR/SWITCH "A" CIRCUIT RANGE/PERFORMANCE	
P0122	<b>Diagnostic Procedure with Diagnostic Trouble Code (DTC) [ENGINE (DIAGNOSTICS)(H4SO)]</b> DTC P0122 THROTTLE/PEDAL POSITION SENSOR/SWITCH "A" CIRCUIT LOW	
P0122	<b>Diagnostic Procedure with Diagnostic Trouble Code (DTC) [ENGINE (DIAGNOSTICS)(H4DO)]</b> DTC P0122 THROTTLE/PEDAL POSITION SENSOR/SWITCH "A" CIRCUIT LOW	
P0122	<b>Diagnostic Procedure with Diagnostic Trouble Code (DTC) [ENGINE (DIAGNOSTICS)(H4DOTC)]</b> DTC P0122 THROTTLE/PEDAL POSITION SENSOR/SWITCH "A" CIRCUIT LOW	
P0123	<b>Diagnostic Procedure with Diagnostic Trouble Code (DTC) [ENGINE (DIAGNOSTICS)(H4SO)]</b> DTC P0123 THROTTLE/PEDAL POSITION SENSOR/SWITCH "A" CIRCUIT HIGH	
P0123	<b>Diagnostic Procedure with Diagnostic Trouble Code (DTC) [ENGINE (DIAGNOSTICS)(H4DO)]</b> DTC P0123 THROTTLE/PEDAL POSITION SENSOR/SWITCH "A" CIRCUIT HIGH	
P0123	<b>Diagnostic Procedure with Diagnostic Trouble Code (DTC) [ENGINE (DIAGNOSTICS)(H4DOTC)]</b> DTC P0123 THROTTLE/PEDAL POSITION SENSOR/SWITCH "A" CIRCUIT HIGH	
P0125	<b>Diagnostic Procedure with Diagnostic Trouble Code (DTC) [ENGINE (DIAGNOSTICS)(H4SO)]</b> DTC P0125 INSUFFICIENT COOLANT TEMPERATURE FOR CLOSED LOOP FUEL CONTROL	
P0125	<b>Diagnostic Procedure with Diagnostic Trouble Code (DTC) [ENGINE (DIAGNOSTICS)(H4DO)]</b> DTC P0125 INSUFFICIENT COOLANT TEMPERATURE FOR CLOSED LOOP FUEL CONTROL	
P0125	<b>Diagnostic Procedure with Diagnostic Trouble Code (DTC) [ENGINE (DIAGNOSTICS)(H4DOTC)]</b> DTC P0125 INSUFFICIENT COOLANT TEMPERATURE FOR CLOSED LOOP FUEL CONTROL	
		
P0130	<b>Diagnostic Procedure with Diagnostic Trouble Code (DTC) [ENGINE (DIAGNOSTICS)(H4SO)]</b> DTC P0130 O2 SENSOR CIRCUIT (LEAN) (BANK 1 SENSOR 1)	
P0130	<b>Diagnostic Procedure with Diagnostic Trouble Code (DTC) [ENGINE (DIAGNOSTICS)(H4DO)]</b> DTC P0130 O2 SENSOR CIRCUIT (LEAN) (BANK 1 SENSOR 1)	







P0131	<b>Diagnostic Procedure with Diagnostic Trouble Code (DTC) [ENGINE (DIAGNOSTICS)(H4SO)]</b> DTC P0131 O2 SENSOR CIRCUIT LOW VOLTAGE (BANK 1 SENSOR 1)	
P0131	<b>Diagnostic Procedure with Diagnostic Trouble Code (DTC) [ENGINE (DIAGNOSTICS)(H4DO)]</b> DTC P0131 O2 SENSOR CIRCUIT LOW VOLTAGE (BANK 1 SENSOR 1)	
P0131	<b>Diagnostic Procedure with Diagnostic Trouble Code (DTC) [ENGINE (DIAGNOSTICS)(H4DOTC)]</b> DTC P0131 O2 SENSOR CIRCUIT LOW VOLTAGE (BANK 1 SENSOR 1)	
P0132	<b>Diagnostic Procedure with Diagnostic Trouble Code (DTC) [ENGINE (DIAGNOSTICS)(H4SO)]</b> DTC P0132 O2 SENSOR CIRCUIT HIGH VOLTAGE (BANK 1 SENSOR 1)	
P0132	<b>Diagnostic Procedure with Diagnostic Trouble Code (DTC) [ENGINE (DIAGNOSTICS)(H4DO)]</b> DTC P0132 O2 SENSOR CIRCUIT HIGH VOLTAGE (BANK 1 SENSOR 1)	
P0132	<b>Diagnostic Procedure with Diagnostic Trouble Code (DTC) [ENGINE (DIAGNOSTICS)(H4DOTC)]</b> DTC P0132 O2 SENSOR CIRCUIT HIGH VOLTAGE (BANK 1 SENSOR 1)	
P0133	<b>Diagnostic Procedure with Diagnostic Trouble Code (DTC) [ENGINE (DIAGNOSTICS)(H4SO)]</b> DTC P0133 O2 SENSOR CIRCUIT SLOW RESPONSE (BANK 1 SENSOR 1)	
P0133	<b>Diagnostic Procedure with Diagnostic Trouble Code (DTC) [ENGINE (DIAGNOSTICS)(H4DO)]</b> DTC P0133 O2 SENSOR CIRCUIT SLOW RESPONSE (BANK 1 SENSOR 1)	
P0133	<b>Diagnostic Procedure with Diagnostic Trouble Code (DTC) [ENGINE (DIAGNOSTICS)(H4DOTC)]</b> DTC P0133 O2 SENSOR CIRCUIT SLOW RESPONSE (BANK 1 SENSOR 1)	
P0134	<b>Diagnostic Procedure with Diagnostic Trouble Code (DTC) [ENGINE (DIAGNOSTICS)(H4SO)]</b> DTC P0134 O2 SENSOR CIRCUIT NO ACTIVITY DETECTED (BANK 1 SENSOR 1)	
P0134	<b>Diagnostic Procedure with Diagnostic Trouble Code (DTC) [ENGINE (DIAGNOSTICS)(H4DO)]</b> DTC P0134 O2 SENSOR CIRCUIT NO ACTIVITY DETECTED (BANK 1 SENSOR 1)	
P0134	<b>Diagnostic Procedure with Diagnostic Trouble Code (DTC) [ENGINE (DIAGNOSTICS)(H4DOTC)]</b> DTC P0134 O2 SENSOR CIRCUIT NO ACTIVITY DETECTED (BANK 1 SENSOR 1)	






P0137	<b>Diagnostic Procedure with Diagnostic Trouble Code (DTC) [ENGINE (DIAGNOSTICS)(H4SO)]</b> DTC P0137 O2 SENSOR CIRCUIT LOW VOLTAGE (BANK 1 SENSOR 2)	
P0137	<b>Diagnostic Procedure with Diagnostic Trouble Code (DTC) [ENGINE (DIAGNOSTICS)(H4DO)]</b> DTC P0137 O2 SENSOR CIRCUIT LOW VOLTAGE (BANK 1 SENSOR 2)	

P0138	<b>Diagnostic Procedure with Diagnostic Trouble Code (DTC) [ENGINE (DIAGNOSTICS)(H4SO)]</b> DTC P0138 O2 SENSOR CIRCUIT HIGH VOLTAGE (BANK 1 SENSOR 2)	
P0138	<b>Diagnostic Procedure with Diagnostic Trouble Code (DTC) [ENGINE (DIAGNOSTICS)(H4DO)]</b> DTC P0138 O2 SENSOR CIRCUIT HIGH VOLTAGE (BANK 1 SENSOR 2)	
P0139	<b>Diagnostic Procedure with Diagnostic Trouble Code (DTC) [ENGINE (DIAGNOSTICS)(H4SO)]</b> DTC P0139 O2 SENSOR CIRCUIT SLOW RESPONSE (BANK 1 SENSOR 2)	
P0139	<b>Diagnostic Procedure with Diagnostic Trouble Code (DTC) [ENGINE (DIAGNOSTICS)(H4DO)]</b> DTC P0139 O2 SENSOR CIRCUIT SLOW RESPONSE (BANK 1 SENSOR 2)	
P0140	<b>Diagnostic Procedure with Diagnostic Trouble Code (DTC) [ENGINE (DIAGNOSTICS)(H4DOTC)]</b> DTC P0140 O2 SENSOR CIRCUIT NO ACTIVITY DETECTED (BANK 1 SENSOR 2)	
P0171	<b>Diagnostic Procedure with Diagnostic Trouble Code (DTC) [ENGINE (DIAGNOSTICS)(H4SO)]</b> DTC P0171 SYSTEM TOO LEAN (BANK 1)	
P0171	<b>Diagnostic Procedure with Diagnostic Trouble Code (DTC) [ENGINE (DIAGNOSTICS)(H4DO)]</b> DTC P0171 SYSTEM TOO LEAN (BANK 1)	
P0171	<b>Diagnostic Procedure with Diagnostic Trouble Code (DTC) [ENGINE (DIAGNOSTICS)(H4DOTC)]</b> DTC P0171 SYSTEM TOO LEAN (BANK 1)	


















P0172	<b>Diagnostic Procedure with Diagnostic Trouble Code (DTC) [ENGINE (DIAGNOSTICS)(H4SO)]</b> DTC P0172 SYSTEM TOO RICH (BANK 1)	
P0172	<b>Diagnostic Procedure with Diagnostic Trouble Code (DTC) [ENGINE (DIAGNOSTICS)(H4DO)]</b> DTC P0172 SYSTEM TOO RICH (BANK 1)	
P0172	<b>Diagnostic Procedure with Diagnostic Trouble Code (DTC) [ENGINE (DIAGNOSTICS)(H4DOTC)]</b> DTC P0172 SYSTEM TOO RICH (BANK 1)	
P0222	<b>Diagnostic Procedure with Diagnostic Trouble Code (DTC) [ENGINE (DIAGNOSTICS)(H4DO)]</b> DTC P0222 THROTTLE/PEDAL POSITION SENSOR/SWITCH "B" CIRCUIT LOW	
P0222	<b>Diagnostic Procedure with Diagnostic Trouble Code (DTC) [ENGINE (DIAGNOSTICS)(H4DOTC)]</b> DTC P0222 THROTTLE/PEDAL POSITION SENSOR/SWITCH "B" CIRCUIT LOW	
P0223	<b>Diagnostic Procedure with Diagnostic Trouble Code (DTC) [ENGINE (DIAGNOSTICS)(H4DO)]</b>	














	DTC P0223 THROTTLE/PEDAL POSITION SENSOR/SWITCH “B” CIRCUIT HIGH	
P0223	<b>Diagnostic Procedure with Diagnostic Trouble Code (DTC) [ENGINE (DIAGNOSTICS)(H4DOTC)]</b> DTC P0223 THROTTLE/PEDAL POSITION SENSOR/SWITCH “B” CIRCUIT HIGH	
P0230	<b>Diagnostic Procedure with Diagnostic Trouble Code (DTC) [ENGINE (DIAGNOSTICS)(H4DOTC)]</b> DTC P0230 FUEL PUMP PRIMARY CIRCUIT	
P0244	<b>Diagnostic Procedure with Diagnostic Trouble Code (DTC) [ENGINE (DIAGNOSTICS)(H4DOTC)]</b> DTC P0244 TURBO/SUPER CHARGER WASTEGATE SOLENOID “A” RANGE/PERFORMANCE	













P0245	<b>Diagnostic Procedure with Diagnostic Trouble Code (DTC) [ENGINE (DIAGNOSTICS)(H4DOTC)]</b> DTC P0245 TURBO/SUPER CHARGER WASTEGATE SOLENOID “A” LOW	
P0246	<b>Diagnostic Procedure with Diagnostic Trouble Code (DTC) [ENGINE (DIAGNOSTICS)(H4DOTC)]</b> DTC P0246 TURBO/SUPER CHARGER WASTEGATE SOLENOID “A” HIGH	
P0301	<b>Diagnostic Procedure with Diagnostic Trouble Code (DTC) [ENGINE (DIAGNOSTICS)(H4SO)]</b> DTC P0301 CYLINDER 1 MISFIRE DETECTED	
P0301	<b>Diagnostic Procedure with Diagnostic Trouble Code (DTC) [ENGINE (DIAGNOSTICS)(H4DO)]</b> DTC P0301 CYLINDER 1 MISFIRE DETECTED	
P0301	<b>Diagnostic Procedure with Diagnostic Trouble Code (DTC) [ENGINE (DIAGNOSTICS)(H4DOTC)]</b> DTC P0301 CYLINDER 1 MISFIRE DETECTED	
P0302	<b>Diagnostic Procedure with Diagnostic Trouble Code (DTC) [ENGINE (DIAGNOSTICS)(H4SO)]</b> DTC P0302 CYLINDER 2 MISFIRE DETECTED	
P0302	<b>Diagnostic Procedure with Diagnostic Trouble Code (DTC) [ENGINE (DIAGNOSTICS)(H4DO)]</b> DTC P0302 CYLINDER 2 MISFIRE DETECTED	
P0302	<b>Diagnostic Procedure with Diagnostic Trouble Code (DTC) [ENGINE (DIAGNOSTICS)(H4DOTC)]</b> DTC P0302 CYLINDER 2 MISFIRE DETECTED	
P0303	<b>Diagnostic Procedure with Diagnostic Trouble Code (DTC) [ENGINE (DIAGNOSTICS)(H4SO)]</b> DTC P0303 CYLINDER 3 MISFIRE DETECTED	
P0303	<b>Diagnostic Procedure with Diagnostic Trouble Code (DTC) [ENGINE (DIAGNOSTICS)(H4DO)]</b> DTC P0303 CYLINDER 3 MISFIRE DETECTED	
P0303		





	<b>Diagnostic Procedure with Diagnostic Trouble Code (DTC) [ENGINE (DIAGNOSTICS)(H4DOTC)]</b> DTC P0303 CYLINDER 3 MISFIRE DETECTED	
		↑
P0304	<b>Diagnostic Procedure with Diagnostic Trouble Code (DTC) [ENGINE (DIAGNOSTICS)(H4SO)]</b> DTC P0304 CYLINDER 4 MISFIRE DETECTED	
P0304	<b>Diagnostic Procedure with Diagnostic Trouble Code (DTC) [ENGINE (DIAGNOSTICS)(H4DO)]</b> DTC P0304 CYLINDER 4 MISFIRE DETECTED	
P0304	<b>Diagnostic Procedure with Diagnostic Trouble Code (DTC) [ENGINE (DIAGNOSTICS)(H4DOTC)]</b> DTC P0304 CYLINDER 4 MISFIRE DETECTED	
P0327	<b>Diagnostic Procedure with Diagnostic Trouble Code (DTC) [ENGINE (DIAGNOSTICS)(H4SO)]</b> DTC P0327 KNOCK SENSOR 1 CIRCUIT LOW (BANK 1 OR SINGLE SENSOR)	
P0327	<b>Diagnostic Procedure with Diagnostic Trouble Code (DTC) [ENGINE (DIAGNOSTICS)(H4DO)]</b> DTC P0327 KNOCK SENSOR 1 CIRCUIT LOW (BANK 1 OR SINGLE SENSOR)	
P0327	<b>Diagnostic Procedure with Diagnostic Trouble Code (DTC) [ENGINE (DIAGNOSTICS)(H4DOTC)]</b> DTC P0327 KNOCK SENSOR 1 CIRCUIT LOW (BANK 1 OR SINGLE SENSOR)	
P0328	<b>Diagnostic Procedure with Diagnostic Trouble Code (DTC) [ENGINE (DIAGNOSTICS)(H4SO)]</b> DTC P0328 KNOCK SENSOR 1 CIRCUIT HIGH (BANK 1 OR SINGLE SENSOR)	
P0328	<b>Diagnostic Procedure with Diagnostic Trouble Code (DTC) [ENGINE (DIAGNOSTICS)(H4DO)]</b> DTC P0328 KNOCK SENSOR 1 CIRCUIT HIGH (BANK 1 OR SINGLE SENSOR)	
P0328	<b>Diagnostic Procedure with Diagnostic Trouble Code (DTC) [ENGINE (DIAGNOSTICS)(H4DOTC)]</b> DTC P0328 KNOCK SENSOR 1 CIRCUIT HIGH (BANK 1 OR SINGLE SENSOR)	
P0335	<b>Diagnostic Procedure with Diagnostic Trouble Code (DTC) [ENGINE (DIAGNOSTICS)(H4SO)]</b> DTC P0335 CRANKSHAFT POSITION SENSOR "A" CIRCUIT	
P0335	<b>Diagnostic Procedure with Diagnostic Trouble Code (DTC) [ENGINE (DIAGNOSTICS)(H4DO)]</b> DTC P0335 CRANKSHAFT POSITION SENSOR "A" CIRCUIT	
P0335	<b>Diagnostic Procedure with Diagnostic Trouble Code (DTC) [ENGINE (DIAGNOSTICS)(H4DOTC)]</b> DTC P0335 CRANKSHAFT POSITION SENSOR "A" CIRCUIT	
P0336	<b>Diagnostic Procedure with Diagnostic Trouble Code (DTC) [ENGINE (DIAGNOSTICS)(H4SO)]</b>	






	DTC P0336 CRANKSHAFT POSITION SENSOR "A" CIRCUIT RANGE/PERFORMANCE	
		↑
P0340	<b>Diagnostic Procedure with Diagnostic Trouble Code (DTC) [ENGINE (DIAGNOSTICS)(H4SO)]</b> DTC P0340 CAMSHAFT POSITION SENSOR "A" CIRCUIT (BANK 1 OR SINGLE SENSOR)	
P0340	<b>Diagnostic Procedure with Diagnostic Trouble Code (DTC) [ENGINE (DIAGNOSTICS)(H4DO)]</b> DTC P0340 CAMSHAFT POSITION SENSOR "A" CIRCUIT (BANK 1 OR SINGLE SENSOR)	
P0340	<b>Diagnostic Procedure with Diagnostic Trouble Code (DTC) [ENGINE (DIAGNOSTICS)(H4DOTC)]</b> DTC P0340 CAMSHAFT POSITION SENSOR "A" CIRCUIT (BANK 1 OR SINGLE SENSOR)	
P0341	<b>Diagnostic Procedure with Diagnostic Trouble Code (DTC) [ENGINE (DIAGNOSTICS)(H4SO)]</b> DTC P0341 CAMSHAFT POSITION SENSOR "A" CIRCUIT RANGE/PERFORMANCE (BANK 1 OR SINGLE SENSOR)	
P0345	<b>Diagnostic Procedure with Diagnostic Trouble Code (DTC) [ENGINE (DIAGNOSTICS)(H4DO)]</b> DTC P0345 CAMSHAFT POSITION SENSOR "A" CIRCUIT (BANK 2)	
P0345	<b>Diagnostic Procedure with Diagnostic Trouble Code (DTC) [ENGINE (DIAGNOSTICS)(H4DOTC)]</b> DTC P0345 CAMSHAFT POSITION SENSOR "A" CIRCUIT (BANK 2)	
P0400	<b>Diagnostic Procedure with Diagnostic Trouble Code (DTC) [ENGINE (DIAGNOSTICS)(H4SO)]</b> DTC P0400 EXHAUST GAS RECIRCULATION FLOW	
P0400	<b>Diagnostic Procedure with Diagnostic Trouble Code (DTC) [ENGINE (DIAGNOSTICS)(H4DO)]</b> DTC P0400 EXHAUST GAS RECIRCULATION FLOW	
P0410	<b>Diagnostic Procedure with Diagnostic Trouble Code (DTC) [ENGINE (DIAGNOSTICS)(H4DO)]</b> DTC P0410 SECONDARY AIR INJECTION SYSTEM	
P0410	<b>Diagnostic Procedure with Diagnostic Trouble Code (DTC) [ENGINE (DIAGNOSTICS)(H4DOTC)]</b> DTC P0410 SECONDARY AIR INJECTION SYSTEM	
		↑
P0413	<b>Diagnostic Procedure with Diagnostic Trouble Code (DTC) [ENGINE (DIAGNOSTICS)(H4DO)]</b> DTC P0413 SECONDARY AIR INJECTION SYSTEM SWITCHING VALVE "A" CIRCUIT OPEN	
P0413	<b>Diagnostic Procedure with Diagnostic Trouble Code (DTC) [ENGINE (DIAGNOSTICS)(H4DOTC)]</b> DTC P0413 SECONDARY AIR INJECTION SYSTEM SWITCHING VALVE "A" CIRCUIT OPEN	
P0414	<b>Diagnostic Procedure with Diagnostic Trouble Code (DTC) [ENGINE (DIAGNOSTICS)(H4DO)]</b>	

	DTC P0414 SECONDARY AIR INJECTION SYSTEM SWITCHING VALVE "A" CIRCUIT SHORTED	
P0414	<b>Diagnostic Procedure with Diagnostic Trouble Code (DTC) [ENGINE (DIAGNOSTICS)(H4DOTC)]</b> DTC P0414 SECONDARY AIR INJECTION SYSTEM SWITCHING VALVE "A" CIRCUIT SHORTED	
P0418	<b>Diagnostic Procedure with Diagnostic Trouble Code (DTC) [ENGINE (DIAGNOSTICS)(H4DO)]</b> DTC P0418 SECONDARY AIR INJECTION SYSTEM CONTROL "A" CIRCUIT OPEN	
P0418	<b>Diagnostic Procedure with Diagnostic Trouble Code (DTC) [ENGINE (DIAGNOSTICS)(H4DOTC)]</b> DTC P0418 SECONDARY AIR INJECTION SYSTEM CONTROL "A" CIRCUIT OPEN	
P0420	<b>Diagnostic Procedure with Diagnostic Trouble Code (DTC) [ENGINE (DIAGNOSTICS)(H4SO)]</b> DTC P0420 CATALYST SYSTEM EFFICIENCY BELOW THRESHOLD (BANK 1)	
P0420	<b>Diagnostic Procedure with Diagnostic Trouble Code (DTC) [ENGINE (DIAGNOSTICS)(H4DO)]</b> DTC P0420 CATALYST SYSTEM EFFICIENCY BELOW THRESHOLD (BANK 1)	
P0420	<b>Diagnostic Procedure with Diagnostic Trouble Code (DTC) [ENGINE (DIAGNOSTICS)(H4DOTC)]</b> DTC P0420 CATALYST SYSTEM EFFICIENCY BELOW THRESHOLD (BANK 1)	
P0458	<b>Diagnostic Procedure with Diagnostic Trouble Code (DTC) [ENGINE (DIAGNOSTICS)(H4SO)]</b> DTC P0458 EVAPORATIVE EMISSION SYSTEM PURGE CONTROL VALVE CIRCUIT LOW	
P0458	<b>Diagnostic Procedure with Diagnostic Trouble Code (DTC) [ENGINE (DIAGNOSTICS)(H4DO)]</b> DTC P0458 EVAPORATIVE EMISSION SYSTEM PURGE CONTROL VALVE CIRCUIT LOW	
P0458	<b>Diagnostic Procedure with Diagnostic Trouble Code (DTC) [ENGINE (DIAGNOSTICS)(H4DOTC)]</b> DTC P0458 EVAPORATIVE EMISSION SYSTEM PURGE CONTROL VALVE CIRCUIT LOW	
		
P0459	<b>Diagnostic Procedure with Diagnostic Trouble Code (DTC) [ENGINE (DIAGNOSTICS)(H4SO)]</b> DTC P0459 EVAPORATIVE EMISSION SYSTEM PURGE CONTROL VALVE CIRCUIT HIGH	
P0459	<b>Diagnostic Procedure with Diagnostic Trouble Code (DTC) [ENGINE (DIAGNOSTICS)(H4DO)]</b> DTC P0459 EVAPORATIVE EMISSION SYSTEM PURGE CONTROL VALVE CIRCUIT HIGH	
P0459	<b>Diagnostic Procedure with Diagnostic Trouble Code (DTC) [ENGINE (DIAGNOSTICS)(H4DOTC)]</b>	









	DTC P0459 EVAPORATIVE EMISSION SYSTEM PURGE CONTROL VALVE CIRCUIT HIGH	
P0462	<b>Diagnostic Procedure with Diagnostic Trouble Code (DTC) [ENGINE (DIAGNOSTICS)(H4SO)]</b> DTC P0462 FUEL LEVEL SENSOR "A" CIRCUIT LOW	
P0462	<b>Diagnostic Procedure with Diagnostic Trouble Code (DTC) [ENGINE (DIAGNOSTICS)(H4DO)]</b> DTC P0462 FUEL LEVEL SENSOR "A" CIRCUIT LOW	
P0462	<b>Diagnostic Procedure with Diagnostic Trouble Code (DTC) [ENGINE (DIAGNOSTICS)(H4DOTC)]</b> DTC P0462 FUEL LEVEL SENSOR "A" CIRCUIT LOW	
P0463	<b>Diagnostic Procedure with Diagnostic Trouble Code (DTC) [ENGINE (DIAGNOSTICS)(H4SO)]</b> DTC P0463 FUEL LEVEL SENSOR "A" CIRCUIT HIGH	
P0463	<b>Diagnostic Procedure with Diagnostic Trouble Code (DTC) [ENGINE (DIAGNOSTICS)(H4DO)]</b> DTC P0463 FUEL LEVEL SENSOR "A" CIRCUIT HIGH	
P0463	<b>Diagnostic Procedure with Diagnostic Trouble Code (DTC) [ENGINE (DIAGNOSTICS)(H4DOTC)]</b> DTC P0463 FUEL LEVEL SENSOR "A" CIRCUIT HIGH	
P0483	<b>Diagnostic Procedure with Diagnostic Trouble Code (DTC) [ENGINE (DIAGNOSTICS)(H4SO)]</b> DTC P0483 FAN RATIONALITY CHECK	
P0502	<b>Diagnostic Procedure with Diagnostic Trouble Code (DTC) [ENGINE (DIAGNOSTICS)(H4SO)]</b> DTC P0502 VEHICLE SPEED SENSOR "A" CIRCUIT LOW INPUT	
P0502	<b>Diagnostic Procedure with Diagnostic Trouble Code (DTC) [ENGINE (DIAGNOSTICS)(H4DO)]</b> DTC P0502 VEHICLE SPEED SENSOR "A" CIRCUIT LOW INPUT	
P0502	<b>Diagnostic Procedure with Diagnostic Trouble Code (DTC) [ENGINE (DIAGNOSTICS)(H4DOTC)]</b> DTC P0502 VEHICLE SPEED SENSOR "A" CIRCUIT LOW INPUT	



P0503	<b>Diagnostic Procedure with Diagnostic Trouble Code (DTC) [ENGINE (DIAGNOSTICS)(H4SO)]</b> DTC P0503 VEHICLE SPEED SENSOR "A" INTERMITTENT/ERRATIC/HIGH	
P0503	<b>Diagnostic Procedure with Diagnostic Trouble Code (DTC) [ENGINE (DIAGNOSTICS)(H4DO)]</b> DTC P0503 VEHICLE SPEED SENSOR "A" INTERMITTENT/ERRATIC/HIGH	
P0503	<b>Diagnostic Procedure with Diagnostic Trouble Code (DTC) [ENGINE (DIAGNOSTICS)(H4DOTC)]</b> DTC P0503 VEHICLE SPEED SENSOR "A" INTERMITTENT/ERRATIC/HIGH	
P0506	<b>Diagnostic Procedure with Diagnostic Trouble Code (DTC) [ENGINE (DIAGNOSTICS)(H4SO)]</b>	

	DTC P0506 IDLE AIR CONTROL SYSTEM RPM LOWER THAN EXPECTED	
P0507	<b>Diagnostic Procedure with Diagnostic Trouble Code (DTC) [ENGINE (DIAGNOSTICS)(H4SO)]</b> DTC P0507 IDLE AIR CONTROL SYSTEM RPM HIGHER THAN EXPECTED	
P0512	<b>Diagnostic Procedure with Diagnostic Trouble Code (DTC) [ENGINE (DIAGNOSTICS)(H4SO)]</b> DTC P0512 STARTER REQUEST CIRCUIT	
P0512	<b>Diagnostic Procedure with Diagnostic Trouble Code (DTC) [ENGINE (DIAGNOSTICS)(H4DO)]</b> DTC P0512 STARTER REQUEST CIRCUIT	
P0512	<b>Diagnostic Procedure with Diagnostic Trouble Code (DTC) [ENGINE (DIAGNOSTICS)(H4DOTC)]</b> DTC P0512 STARTER REQUEST CIRCUIT	
P0513	<b>Diagnostic Procedure with Diagnostic Trouble Code (DTC) [IMMOBILIZER (DIAGNOSTICS)]</b> DTC P0513 INCORRECT IMMOBILIZER KEY	






P0519	<b>Diagnostic Procedure with Diagnostic Trouble Code (DTC) [ENGINE (DIAGNOSTICS)(H4SO)]</b> DTC P0519 IDLE AIR CONTROL SYSTEM PERFORMANCE	
P0519	<b>Diagnostic Procedure with Diagnostic Trouble Code (DTC) [ENGINE (DIAGNOSTICS)(H4DOTC)]</b> DTC P0519 IDLE AIR CONTROL SYSTEM PERFORMANCE	
P0562	<b>Diagnostic Procedure with Diagnostic Trouble Code (DTC) [ENGINE (DIAGNOSTICS)(H4SO)]</b> DTC P0562 SYSTEM VOLTAGE LOW	
P0563	<b>Diagnostic Procedure with Diagnostic Trouble Code (DTC) [ENGINE (DIAGNOSTICS)(H4SO)]</b> DTC P0563 SYSTEM VOLTAGE HIGH	
P0600	<b>Diagnostic Procedure with Diagnostic Trouble Code (DTC) [ENGINE (DIAGNOSTICS)(H4DO)]</b> DTC P0600 SERIAL COMMUNICATION LINK	
P0604	<b>Diagnostic Procedure with Diagnostic Trouble Code (DTC) [ENGINE (DIAGNOSTICS)(H4SO)]</b> DTC P0604 INTERNAL CONTROL MODULE RANDOM ACCESS MEMORY (RAM) ERROR	
P0604	<b>Diagnostic Procedure with Diagnostic Trouble Code (DTC) [ENGINE (DIAGNOSTICS)(H4DO)]</b> DTC P0604 INTERNAL CONTROL MODULE RANDOM ACCESS MEMORY (RAM) ERROR	
P0604	<b>Diagnostic Procedure with Diagnostic Trouble Code (DTC) [ENGINE (DIAGNOSTICS)(H4DOTC)]</b> DTC P0604 INTERNAL CONTROL MODULE RANDOM ACCESS MEMORY (RAM) ERROR	





		
--	--	---






P0605	<b>Diagnostic Procedure with Diagnostic Trouble Code (DTC) [ENGINE (DIAGNOSTICS)(H4DO)]</b> DTC P0605 INTERNAL CONTROL MODULE READ ONLY MEMORY (ROM) ERROR	
P0605	<b>Diagnostic Procedure with Diagnostic Trouble Code (DTC) [ENGINE (DIAGNOSTICS)(H4DOTC)]</b> DTC P0605 INTERNAL CONTROL MODULE READ ONLY MEMORY (ROM) ERROR	
P0607	<b>Diagnostic Procedure with Diagnostic Trouble Code (DTC) [ENGINE (DIAGNOSTICS)(H4DO)]</b> DTC P0607 CONTROL MODULE PERFORMANCE	
P0607	<b>Diagnostic Procedure with Diagnostic Trouble Code (DTC) [ENGINE (DIAGNOSTICS)(H4DOTC)]</b> DTC P0607 CONTROL MODULE PERFORMANCE	
P0638	<b>Diagnostic Procedure with Diagnostic Trouble Code (DTC) [ENGINE (DIAGNOSTICS)(H4DO)]</b> DTC P0638 THROTTLE ACTUATOR CONTROL RANGE/PERFORMANCE (BANK 1)	
P0638	<b>Diagnostic Procedure with Diagnostic Trouble Code (DTC) [ENGINE (DIAGNOSTICS)(H4DOTC)]</b> DTC P0638 THROTTLE ACTUATOR CONTROL RANGE/PERFORMANCE (BANK 1)	
P0691	<b>Diagnostic Procedure with Diagnostic Trouble Code (DTC) [ENGINE (DIAGNOSTICS)(H4SO)]</b> DTC P0691 FAN 1 CONTROL CIRCUIT LOW	
P0691	<b>Diagnostic Procedure with Diagnostic Trouble Code (DTC) [ENGINE (DIAGNOSTICS)(H4DO)]</b> DTC P0691 FAN 1 CONTROL CIRCUIT LOW	
P0691	<b>Diagnostic Procedure with Diagnostic Trouble Code (DTC) [ENGINE (DIAGNOSTICS)(H4DOTC)]</b> DTC P0691 FAN 1 CONTROL CIRCUIT LOW	
P0692	<b>Diagnostic Procedure with Diagnostic Trouble Code (DTC) [ENGINE (DIAGNOSTICS)(H4SO)]</b> DTC P0692 FAN 1 CONTROL CIRCUIT HIGH	
P0692	<b>Diagnostic Procedure with Diagnostic Trouble Code (DTC) [ENGINE (DIAGNOSTICS)(H4DO)]</b> DTC P0692 FAN 1 CONTROL CIRCUIT HIGH	
P0692	<b>Diagnostic Procedure with Diagnostic Trouble Code (DTC) [ENGINE (DIAGNOSTICS)(H4DOTC)]</b> DTC P0692 FAN 1 CONTROL CIRCUIT HIGH	










P0700	<b>Diagnostic Procedure with Diagnostic Trouble Code (DTC) [ENGINE (DIAGNOSTICS)(H4DO)]</b> DTC P0700 TRANSMISSION CONTROL SYSTEM (MIL REQUEST)	
P0703	<b>Diagnostic Procedure with Diagnostic Trouble Code (DTC) [ENGINE (DIAGNOSTICS)(H4SO)]</b> DTC P0703 BRAKE SWITCH "B" CIRCUIT	
P0705		



	<b>Diagnostic Procedure with Diagnostic Trouble Code (DTC)</b> <b>[AUTOMATIC TRANSMISSION (DIAGNOSTICS)(4AT)(D)]</b> DTC P0705 TRANSMISSION RANGE SENSOR CIRCUIT (PRNDL INPUT)	
P0712	<b>Diagnostic Procedure with Diagnostic Trouble Code (DTC)</b> <b>[AUTOMATIC TRANSMISSION (DIAGNOSTICS)(4AT)(D)]</b> DTC P0712 TRANSMISSION FLUID TEMPERATURE SENSOR CIRCUIT LOW INPUT	
P0713	<b>Diagnostic Procedure with Diagnostic Trouble Code (DTC)</b> <b>[AUTOMATIC TRANSMISSION (DIAGNOSTICS)(4AT)(D)]</b> DTC P0713 TRANSMISSION FLUID TEMPERATURE SENSOR CIRCUIT HIGH INPUT	









P0715	<b>Diagnostic Procedure with Diagnostic Trouble Code (DTC)</b> <b>[AUTOMATIC TRANSMISSION (DIAGNOSTICS)(4AT)(D)]</b> DTC P0715 INPUT/TURBINE SPEED SENSOR CIRCUIT	
P0719	<b>Diagnostic Procedure with Diagnostic Trouble Code (DTC)</b> <b>[AUTOMATIC TRANSMISSION (DIAGNOSTICS)(4AT)(D)]</b> DTC P0719 BRAKE SWITCH CIRCUIT LOW	
P0720	<b>Diagnostic Procedure with Diagnostic Trouble Code (DTC)</b> <b>[AUTOMATIC TRANSMISSION (DIAGNOSTICS)(4AT)(D)]</b> DTC P0720 OUTPUT SPEED SENSOR CIRCUIT	
P0724	<b>Diagnostic Procedure with Diagnostic Trouble Code (DTC)</b> <b>[AUTOMATIC TRANSMISSION (DIAGNOSTICS)(4AT)(D)]</b> DTC P0724 BRAKE SWITCH CIRCUIT HIGH	
P0725	<b>Diagnostic Procedure with Diagnostic Trouble Code (DTC)</b> <b>[AUTOMATIC TRANSMISSION (DIAGNOSTICS)(4AT)(D)]</b> DTC P0725 ENGINE SPEED INPUT CIRCUIT	









P0731	<b>Diagnostic Procedure with Diagnostic Trouble Code (DTC) [ENGINE (DIAGNOSTICS)(H4SO)]</b> DTC P0731 GEAR 1 INCORRECT RATIO	
P0731	<b>Diagnostic Procedure with Diagnostic Trouble Code (DTC)</b> <b>[AUTOMATIC TRANSMISSION (DIAGNOSTICS)(4AT)(D)]</b> DTC P0731 GEAR 1 INCORRECT RATIO	
P0732	<b>Diagnostic Procedure with Diagnostic Trouble Code (DTC) [ENGINE (DIAGNOSTICS)(H4SO)]</b> DTC P0732 GEAR 2 INCORRECT RATIO	
P0732	<b>Diagnostic Procedure with Diagnostic Trouble Code (DTC)</b> <b>[AUTOMATIC TRANSMISSION (DIAGNOSTICS)(4AT)(D)]</b> DTC P0732 GEAR 2 INCORRECT RATIO	
P0733	<b>Diagnostic Procedure with Diagnostic Trouble Code (DTC) [ENGINE (DIAGNOSTICS)(H4SO)]</b> DTC P0733 GEAR 3 INCORRECT RATIO	
P0733	<b>Diagnostic Procedure with Diagnostic Trouble Code (DTC)</b> <b>[AUTOMATIC TRANSMISSION (DIAGNOSTICS)(4AT)(D)]</b> DTC P0733 GEAR 3 INCORRECT RATIO	
P0734		








	<b>Diagnostic Procedure with Diagnostic Trouble Code (DTC) [ENGINE (DIAGNOSTICS)(H4SO)]</b> DTC P0734 GEAR 4 INCORRECT RATIO	
P0734	<b>Diagnostic Procedure with Diagnostic Trouble Code (DTC) [AUTOMATIC TRANSMISSION (DIAGNOSTICS)(4AT)(D)]</b> DTC P0734 GEAR 4 INCORRECT RATIO	
P0736	<b>Diagnostic Procedure with Diagnostic Trouble Code (DTC) [AUTOMATIC TRANSMISSION (DIAGNOSTICS)(4AT)(D)]</b> DTC P0736 REVERSE INCORRECT RATIO	









P0741	<b>Diagnostic Procedure with Diagnostic Trouble Code (DTC) [ENGINE (DIAGNOSTICS)(H4SO)]</b> DTC P0741 TORQUE CONVERTER CLUTCH CIRCUIT PERFORMANCE OR STUCK OFF	
P0741	<b>Diagnostic Procedure with Diagnostic Trouble Code (DTC) [AUTOMATIC TRANSMISSION (DIAGNOSTICS)(4AT)(D)]</b> DTC P0741 TORQUE CONVERTER CLUTCH CIRCUIT PERFORMANCE OR STUCK OFF	
P0743	<b>Diagnostic Procedure with Diagnostic Trouble Code (DTC) [AUTOMATIC TRANSMISSION (DIAGNOSTICS)(4AT)(D)]</b> DTC P0743 TORQUE CONVERTER CLUTCH CIRCUIT ELECTRICAL	
P0748	<b>Diagnostic Procedure with Diagnostic Trouble Code (DTC) [AUTOMATIC TRANSMISSION (DIAGNOSTICS)(4AT)(D)]</b> DTC P0748 PRESSURE CONTROL SOLENOID "A" ELECTRICAL	
P0753	<b>Diagnostic Procedure with Diagnostic Trouble Code (DTC) [AUTOMATIC TRANSMISSION (DIAGNOSTICS)(4AT)(D)]</b> DTC P0753 SHIFT SOLENOID "A" ELECTRICAL	
P0758	<b>Diagnostic Procedure with Diagnostic Trouble Code (DTC) [AUTOMATIC TRANSMISSION (DIAGNOSTICS)(4AT)(D)]</b> DTC P0758 SHIFT SOLENOID "B" ELECTRICAL	

















P0763	<b>Diagnostic Procedure with Diagnostic Trouble Code (DTC) [AUTOMATIC TRANSMISSION (DIAGNOSTICS)(4AT)(D)]</b> DTC P0763 SHIFT SOLENOID "C" ELECTRICAL	
P0768	<b>Diagnostic Procedure with Diagnostic Trouble Code (DTC) [AUTOMATIC TRANSMISSION (DIAGNOSTICS)(4AT)(D)]</b> DTC P0768 SHIFT SOLENOID "D" ELECTRICAL	
P0801	<b>Diagnostic Procedure with Diagnostic Trouble Code (DTC) [AUTOMATIC TRANSMISSION (DIAGNOSTICS)(4AT)(D)]</b> DTC P0801 REVERSE INHIBIT CONTROL CIRCUIT	
P0851	<b>Diagnostic Procedure with Diagnostic Trouble Code (DTC) [ENGINE (DIAGNOSTICS)(H4SO)]</b> DTC P0851 PARK/NEUTRAL SWITCH INPUT CIRCUIT LOW (AT MODEL)	
P0851	<b>Diagnostic Procedure with Diagnostic Trouble Code (DTC) [ENGINE (DIAGNOSTICS)(H4SO)]</b> DTC P0851 NEUTRAL SWITCH INPUT CIRCUIT LOW (MT MODEL)	
		

P0851	<b>Diagnostic Procedure with Diagnostic Trouble Code (DTC) [ENGINE (DIAGNOSTICS)(H4DO)]</b> DTC P0851 PARK/NEUTRAL SWITCH INPUT CIRCUIT LOW (AT MODEL)	
P0851	<b>Diagnostic Procedure with Diagnostic Trouble Code (DTC) [ENGINE (DIAGNOSTICS)(H4DO)]</b> DTC P0851 NEUTRAL SWITCH INPUT CIRCUIT LOW (MT MODEL)	
P0851	<b>Diagnostic Procedure with Diagnostic Trouble Code (DTC) [ENGINE (DIAGNOSTICS)(H4DOTC)]</b> DTC P0851 NEUTRAL SWITCH INPUT CIRCUIT LOW (MT MODEL)	
P0852	<b>Diagnostic Procedure with Diagnostic Trouble Code (DTC) [ENGINE (DIAGNOSTICS)(H4SO)]</b> DTC P0852 PARK/NEUTRAL SWITCH INPUT CIRCUIT HIGH (AT MODEL)	
P0852	<b>Diagnostic Procedure with Diagnostic Trouble Code (DTC) [ENGINE (DIAGNOSTICS)(H4SO)]</b> DTC P0852 NEUTRAL SWITCH INPUT CIRCUIT HIGH (MT MODEL)	
P0852	<b>Diagnostic Procedure with Diagnostic Trouble Code (DTC) [ENGINE (DIAGNOSTICS)(H4DO)]</b> DTC P0852 PARK/NEUTRAL SWITCH INPUT CIRCUIT HIGH (AT MODEL)	
P0852	<b>Diagnostic Procedure with Diagnostic Trouble Code (DTC) [ENGINE (DIAGNOSTICS)(H4DO)]</b> DTC P0852 NEUTRAL SWITCH INPUT CIRCUIT HIGH (MT MODEL)	
P0852	<b>Diagnostic Procedure with Diagnostic Trouble Code (DTC) [ENGINE (DIAGNOSTICS)(H4DOTC)]</b> DTC P0852 NEUTRAL SWITCH INPUT CIRCUIT HIGH (MT MODEL)	








P0864	<b>Diagnostic Procedure with Diagnostic Trouble Code (DTC) [ENGINE (DIAGNOSTICS)(H4SO)]</b> DTC P0864 TCM COMMUNICATION CIRCUIT RANGE/PERFORMANCE	
P0865	<b>Diagnostic Procedure with Diagnostic Trouble Code (DTC) [ENGINE (DIAGNOSTICS)(H4SO)]</b> DTC P0865 TCM COMMUNICATION CIRCUIT LOW	
P0866	<b>Diagnostic Procedure with Diagnostic Trouble Code (DTC) [ENGINE (DIAGNOSTICS)(H4SO)]</b> DTC P0866 TCM COMMUNICATION CIRCUIT HIGH	
P1134	<b>Diagnostic Procedure with Diagnostic Trouble Code (DTC) [ENGINE (DIAGNOSTICS)(H4SO)]</b> DTC P1134 A/F SENSOR MICRO-COMPUTER PROBLEM (BANK 1 SENSOR 1)	
P1137	<b>Diagnostic Procedure with Diagnostic Trouble Code (DTC) [ENGINE (DIAGNOSTICS)(H4SO)]</b> DTC P1137 O2 SENSOR CIRCUIT (MID) (BANK 1 SENSOR 1)	
P1137	<b>Diagnostic Procedure with Diagnostic Trouble Code (DTC) [ENGINE (DIAGNOSTICS)(H4DO)]</b> DTC P1137 O2 SENSOR CIRCUIT (MID) (BANK 1 SENSOR 1)	





















P1160	<b>Diagnostic Procedure with Diagnostic Trouble Code (DTC) [ENGINE (DIAGNOSTICS)(H4DO)]</b> DTC P1160 RETURN SPRING FAILURE	
P1160	<b>Diagnostic Procedure with Diagnostic Trouble Code (DTC) [ENGINE (DIAGNOSTICS)(H4DOTC)]</b> DTC P1160 RETURN SPRING FAILURE	
P1410	<b>Diagnostic Procedure with Diagnostic Trouble Code (DTC) [ENGINE (DIAGNOSTICS)(H4DO)]</b> DTC P1410 SECONDARY AIR INJECTION SYSTEM SWITCHING VALVE STUCK OPEN	
P1410	<b>Diagnostic Procedure with Diagnostic Trouble Code (DTC) [ENGINE (DIAGNOSTICS)(H4DOTC)]</b> DTC P1410 SECONDARY AIR INJECTION SYSTEM SWITCHING VALVE STUCK OPEN	
P1418	<b>Diagnostic Procedure with Diagnostic Trouble Code (DTC) [ENGINE (DIAGNOSTICS)(H4DO)]</b> DTC P1418 SECONDARY AIR INJECTION SYSTEM CONTROL "A" CIRCUIT SHORTED	
P1418	<b>Diagnostic Procedure with Diagnostic Trouble Code (DTC) [ENGINE (DIAGNOSTICS)(H4DOTC)]</b> DTC P1418 SECONDARY AIR INJECTION SYSTEM CONTROL "A" CIRCUIT SHORTED	
P1492	<b>Diagnostic Procedure with Diagnostic Trouble Code (DTC) [ENGINE (DIAGNOSTICS)(H4SO)]</b> DTC P1492 EGR SOLENOID VALVE SIGNAL #1 CIRCUIT MALFUNCTION (LOW INPUT)	
P1492	<b>Diagnostic Procedure with Diagnostic Trouble Code (DTC) [ENGINE (DIAGNOSTICS)(H4DO)]</b> DTC P1492 EGR SOLENOID VALVE SIGNAL #1 CIRCUIT MALFUNCTION (LOW INPUT)	
P1493	<b>Diagnostic Procedure with Diagnostic Trouble Code (DTC) [ENGINE (DIAGNOSTICS)(H4SO)]</b> DTC P1493 EGR SOLENOID VALVE SIGNAL #1 CIRCUIT MALFUNCTION (HIGH INPUT)	
P1493	<b>Diagnostic Procedure with Diagnostic Trouble Code (DTC) [ENGINE (DIAGNOSTICS)(H4DO)]</b> DTC P1493 EGR SOLENOID VALVE SIGNAL #1 CIRCUIT MALFUNCTION (HIGH INPUT)	
		
P1494	<b>Diagnostic Procedure with Diagnostic Trouble Code (DTC) [ENGINE (DIAGNOSTICS)(H4SO)]</b> DTC P1494 EGR SOLENOID VALVE SIGNAL #2 CIRCUIT MALFUNCTION (LOW INPUT)	
P1494	<b>Diagnostic Procedure with Diagnostic Trouble Code (DTC) [ENGINE (DIAGNOSTICS)(H4DO)]</b> DTC P1494 EGR SOLENOID VALVE SIGNAL #2 CIRCUIT MALFUNCTION (LOW INPUT)	
P1495	<b>Diagnostic Procedure with Diagnostic Trouble Code (DTC) [ENGINE (DIAGNOSTICS)(H4SO)]</b>	

	DTC P1495 EGR SOLENOID VALVE SIGNAL #2 CIRCUIT MALFUNCTION (HIGH INPUT)	
P1495	<b>Diagnostic Procedure with Diagnostic Trouble Code (DTC) [ENGINE (DIAGNOSTICS)(H4DO)]</b> DTC P1495 EGR SOLENOID VALVE SIGNAL #2 CIRCUIT MALFUNCTION (HIGH INPUT)	
P1496	<b>Diagnostic Procedure with Diagnostic Trouble Code (DTC) [ENGINE (DIAGNOSTICS)(H4SO)]</b> DTC P1496 EGR SOLENOID VALVE SIGNAL #3 CIRCUIT MALFUNCTION (LOW INPUT)	
P1496	<b>Diagnostic Procedure with Diagnostic Trouble Code (DTC) [ENGINE (DIAGNOSTICS)(H4DO)]</b> DTC P1496 EGR SOLENOID VALVE SIGNAL #3 CIRCUIT MALFUNCTION (LOW INPUT)	
P1497	<b>Diagnostic Procedure with Diagnostic Trouble Code (DTC) [ENGINE (DIAGNOSTICS)(H4SO)]</b> DTC P1497 EGR SOLENOID VALVE SIGNAL #3 CIRCUIT MALFUNCTION (HIGH INPUT)	
P1497	<b>Diagnostic Procedure with Diagnostic Trouble Code (DTC) [ENGINE (DIAGNOSTICS)(H4DO)]</b> DTC P1497 EGR SOLENOID VALVE SIGNAL #3 CIRCUIT MALFUNCTION (HIGH INPUT)	
P1498	<b>Diagnostic Procedure with Diagnostic Trouble Code (DTC) [ENGINE (DIAGNOSTICS)(H4SO)]</b> DTC P1498 EGR SOLENOID VALVE SIGNAL #4 CIRCUIT MALFUNCTION (LOW INPUT)	
P1498	<b>Diagnostic Procedure with Diagnostic Trouble Code (DTC) [ENGINE (DIAGNOSTICS)(H4DO)]</b> DTC P1498 EGR SOLENOID VALVE SIGNAL #4 CIRCUIT MALFUNCTION (LOW INPUT)	








P1499	<b>Diagnostic Procedure with Diagnostic Trouble Code (DTC) [ENGINE (DIAGNOSTICS)(H4SO)]</b> DTC P1499 EGR SOLENOID VALVE SIGNAL #4 CIRCUIT MALFUNCTION (HIGH INPUT)	
P1499	<b>Diagnostic Procedure with Diagnostic Trouble Code (DTC) [ENGINE (DIAGNOSTICS)(H4DO)]</b> DTC P1499 EGR SOLENOID VALVE SIGNAL #4 CIRCUIT MALFUNCTION (HIGH INPUT)	
P1510	<b>Diagnostic Procedure with Diagnostic Trouble Code (DTC) [ENGINE (DIAGNOSTICS)(H4SO)]</b> DTC P1510 ISC SOLENOID VALVE SIGNAL #1 CIRCUIT MALFUNCTION (LOW INPUT)	
P1511	<b>Diagnostic Procedure with Diagnostic Trouble Code (DTC) [ENGINE (DIAGNOSTICS)(H4SO)]</b> DTC P1511 ISC SOLENOID VALVE SIGNAL #1 CIRCUIT MALFUNCTION (HIGH INPUT)	
P1512	<b>Diagnostic Procedure with Diagnostic Trouble Code (DTC) [ENGINE (DIAGNOSTICS)(H4SO)]</b>	






	DTC P1512 ISC SOLENOID VALVE SIGNAL #2 CIRCUIT MALFUNCTION (LOW INPUT)	
P1513	<b>Diagnostic Procedure with Diagnostic Trouble Code (DTC) [ENGINE (DIAGNOSTICS)(H4SO)]</b> DTC P1513 ISC SOLENOID VALVE SIGNAL #2 CIRCUIT MALFUNCTION (HIGH INPUT)	
		
P1514	<b>Diagnostic Procedure with Diagnostic Trouble Code (DTC) [ENGINE (DIAGNOSTICS)(H4SO)]</b> DTC P1514 ISC SOLENOID VALVE SIGNAL #3 CIRCUIT MALFUNCTION (LOW INPUT)	
P1515	<b>Diagnostic Procedure with Diagnostic Trouble Code (DTC) [ENGINE (DIAGNOSTICS)(H4SO)]</b> DTC P1515 ISC SOLENOID VALVE SIGNAL #3 CIRCUIT MALFUNCTION (HIGH INPUT)	
P1516	<b>Diagnostic Procedure with Diagnostic Trouble Code (DTC) [ENGINE (DIAGNOSTICS)(H4SO)]</b> DTC P1516 ISC SOLENOID VALVE SIGNAL #4 CIRCUIT MALFUNCTION (LOW INPUT)	
P1517	<b>Diagnostic Procedure with Diagnostic Trouble Code (DTC) [ENGINE (DIAGNOSTICS)(H4SO)]</b> DTC P1517 ISC SOLENOID VALVE SIGNAL #4 CIRCUIT MALFUNCTION (HIGH INPUT)	
P1518	<b>Diagnostic Procedure with Diagnostic Trouble Code (DTC) [ENGINE (DIAGNOSTICS)(H4SO)]</b> DTC P1518 STARTER SWITCH CIRCUIT LOW INPUT	
P1518	<b>Diagnostic Procedure with Diagnostic Trouble Code (DTC) [ENGINE (DIAGNOSTICS)(H4DO)]</b> DTC P1518 STARTER SWITCH CIRCUIT LOW INPUT	
P1518	<b>Diagnostic Procedure with Diagnostic Trouble Code (DTC) [ENGINE (DIAGNOSTICS)(H4DOTC)]</b> DTC P1518 STARTER SWITCH CIRCUIT LOW INPUT	
		
P1521	<b>Diagnostic Procedure with Diagnostic Trouble Code (DTC) [ENGINE (DIAGNOSTICS)(H4DO)]</b> DTC P1521 BRAKE SWITCH CIRCUIT RANGE	
P1521	<b>Diagnostic Procedure with Diagnostic Trouble Code (DTC) [MANUAL TRANSMISSION AND DIFFERENTIAL (DIAGNOSTICS)(6MT)]</b> DTC P1521 BRAKE SWITCH CIRCUIT RANGE	
P1560	<b>Diagnostic Procedure with Diagnostic Trouble Code (DTC) [ENGINE (DIAGNOSTICS)(H4SO)]</b> DTC P1560 BACK-UP VOLTAGE CIRCUIT MALFUNCTION	
P1560	<b>Diagnostic Procedure with Diagnostic Trouble Code (DTC) [ENGINE (DIAGNOSTICS)(H4DO)]</b> DTC P1560 BACK-UP VOLTAGE CIRCUIT MALFUNCTION	
P1560	<b>Diagnostic Procedure with Diagnostic Trouble Code (DTC) [ENGINE (DIAGNOSTICS)(H4DOTC)]</b> DTC P1560 BACK-UP VOLTAGE CIRCUIT MALFUNCTION	

P1570	<b>Diagnostic Procedure with Diagnostic Trouble Code (DTC) [IMMOBILIZER (DIAGNOSTICS)]</b> DTC P1570 ANTENNA	
P1571	<b>Diagnostic Procedure with Diagnostic Trouble Code (DTC) [IMMOBILIZER (DIAGNOSTICS)]</b> DTC P1571 REFERENCE CODE INCOMPATIBILITY	
P1572	<b>Diagnostic Procedure with Diagnostic Trouble Code (DTC) [IMMOBILIZER (DIAGNOSTICS)]</b> DTC P1572 IMM CIRCUIT FAILURE (EXCEPT ANTENNA CIRCUIT)	








P1574	<b>Diagnostic Procedure with Diagnostic Trouble Code (DTC) [IMMOBILIZER (DIAGNOSTICS)]</b> DTC P1574 KEY COMMUNICATION FAILURE	
P1576	<b>Diagnostic Procedure with Diagnostic Trouble Code (DTC) [IMMOBILIZER (DIAGNOSTICS)]</b> DTC P1576 EGI CONTROL MODULE EEPROM	
P1577	<b>Diagnostic Procedure with Diagnostic Trouble Code (DTC) [IMMOBILIZER (DIAGNOSTICS)]</b> DTC P1577 IMM CONTROL MODULE EEPROM	
P1698	<b>Diagnostic Procedure with Diagnostic Trouble Code (DTC) [ENGINE (DIAGNOSTICS)(H4SO)]</b> DTC P1698 ENGINE TORQUE CONTROL CUT SIGNAL CIRCUIT LOW INPUT	
P1699	<b>Diagnostic Procedure with Diagnostic Trouble Code (DTC) [ENGINE (DIAGNOSTICS)(H4SO)]</b> DTC P1699 ENGINE TORQUE CONTROL CUT SIGNAL CIRCUIT HIGH INPUT	








P1706	<b>Diagnostic Procedure with Diagnostic Trouble Code (DTC) [AUTOMATIC TRANSMISSION (DIAGNOSTICS)(4AT)(D)]</b> DTC P1706 AT VEHICLE SPEED SENSOR CIRCUIT MALFUNCTION (REAR WHEEL)	
P1707	<b>Diagnostic Procedure with Diagnostic Trouble Code (DTC) [AUTOMATIC TRANSMISSION (DIAGNOSTICS)(4AT)(D)]</b> DTC P1707 AT AWD SOLENOID VALVE CIRCUIT MALFUNCTION	
P1711	<b>Diagnostic Procedure with Diagnostic Trouble Code (DTC) [ENGINE (DIAGNOSTICS)(H4SO)]</b> DTC P1711 ENGINE TORQUE CONTROL SIGNAL #1 CIRCUIT MALFUNCTION	
P1712	<b>Diagnostic Procedure with Diagnostic Trouble Code (DTC) [ENGINE (DIAGNOSTICS)(H4SO)]</b> DTC P1712 ENGINE TORQUE CONTROL SIGNAL #2 CIRCUIT MALFUNCTION	
P1718	<b>Diagnostic Procedure with Diagnostic Trouble Code (DTC) [AUTOMATIC TRANSMISSION (DIAGNOSTICS)(4AT)(D)]</b> DTC P1718 CAN COMMUNICATION CIRCUIT	






--	--	--



P1720	<b>Diagnostic Procedure with Diagnostic Trouble Code (DTC) [MANUAL TRANSMISSION AND DIFFERENTIAL (DIAGNOSTICS)(6MT)]</b> DTC P1720 DCCD CAN SYSTEM CIRCUIT	
P1721	<b>Diagnostic Procedure with Diagnostic Trouble Code (DTC) [MANUAL TRANSMISSION AND DIFFERENTIAL (DIAGNOSTICS)(6MT)]</b> DTC P1721 DCCD ENGINE RPM SIGNAL SYSTEM CIRCUIT	
P1759	<b>Diagnostic Procedure with Diagnostic Trouble Code (DTC) [MANUAL TRANSMISSION AND DIFFERENTIAL (DIAGNOSTICS)(6MT)]</b> DTC P1759 LATERAL ACCELERATION SENSOR CIRCUIT	
P1764	<b>Diagnostic Procedure with Diagnostic Trouble Code (DTC) [MANUAL TRANSMISSION AND DIFFERENTIAL (DIAGNOSTICS)(6MT)]</b> DTC P1764 YAW RATE SENSOR SYSTEM CIRCUIT	
P1765	<b>Diagnostic Procedure with Diagnostic Trouble Code (DTC) [MANUAL TRANSMISSION AND DIFFERENTIAL (DIAGNOSTICS)(6MT)]</b> DTC P1765 YAW RATE SIDE G SENSOR REFERENCE SYSTEM CIRCUIT	









P1767	<b>Diagnostic Procedure with Diagnostic Trouble Code (DTC) [MANUAL TRANSMISSION AND DIFFERENTIAL (DIAGNOSTICS)(6MT)]</b> DTC P1767 DCCD STEERING ANGLE SENSOR	
P1875	<b>Diagnostic Procedure with Diagnostic Trouble Code (DTC) [MANUAL TRANSMISSION AND DIFFERENTIAL (DIAGNOSTICS)(6MT)]</b> DTC P1875 CIRCUIT OF CENTER DIFF.	
P2004	<b>Diagnostic Procedure with Diagnostic Trouble Code (DTC) [ENGINE (DIAGNOSTICS)(H4DOTC)]</b> DTC P2004 INTAKE MANIFOLD RUNNER CONTROL STUCK OPEN (BANK 1)	
P2005	<b>Diagnostic Procedure with Diagnostic Trouble Code (DTC) [ENGINE (DIAGNOSTICS)(H4DOTC)]</b> DTC P2005 INTAKE MANIFOLD RUNNER CONTROL STUCK OPEN (BANK 2)	
P2006	<b>Diagnostic Procedure with Diagnostic Trouble Code (DTC) [ENGINE (DIAGNOSTICS)(H4DOTC)]</b> DTC P2006 INTAKE MANIFOLD RUNNER CONTROL STUCK CLOSED (BANK 1)	







P2007	<b>Diagnostic Procedure with Diagnostic Trouble Code (DTC) [ENGINE (DIAGNOSTICS)(H4DOTC)]</b> DTC P2007 INTAKE MANIFOLD RUNNER CONTROL STUCK CLOSED (BANK 2)	
P2008	<b>Diagnostic Procedure with Diagnostic Trouble Code (DTC) [ENGINE (DIAGNOSTICS)(H4DOTC)]</b> DTC P2008 INTAKE MANIFOLD RUNNER CONTROL CIRCUIT / OPEN (BANK 1)	
P2009	<b>Diagnostic Procedure with Diagnostic Trouble Code (DTC) [ENGINE (DIAGNOSTICS)(H4DOTC)]</b> DTC P2009 INTAKE MANIFOLD RUNNER CONTROL CIRCUIT LOW (BANK 1)	






P2011	<b>Diagnostic Procedure with Diagnostic Trouble Code (DTC) [ENGINE (DIAGNOSTICS)(H4DOTC)]</b> DTC P2011 INTAKE MANIFOLD RUNNER CONTROL CIRCUIT / OPEN (BANK 2)	
P2012	<b>Diagnostic Procedure with Diagnostic Trouble Code (DTC) [ENGINE (DIAGNOSTICS)(H4DOTC)]</b> DTC P2012 INTAKE MANIFOLD RUNNER CONTROL CIRCUIT LOW (BANK 2)	











P2016	<b>Diagnostic Procedure with Diagnostic Trouble Code (DTC) [ENGINE (DIAGNOSTICS)(H4DOTC)]</b> DTC P2016 INTAKE MANIFOLD RUNNER POSITION SENSOR / SWITCH CIRCUIT LOW (BANK 1)	
P2017	<b>Diagnostic Procedure with Diagnostic Trouble Code (DTC) [ENGINE (DIAGNOSTICS)(H4DOTC)]</b> DTC P2017 INTAKE MANIFOLD RUNNER POSITION SENSOR / SWITCH CIRCUIT HIGH (BANK 1)	
P2021	<b>Diagnostic Procedure with Diagnostic Trouble Code (DTC) [ENGINE (DIAGNOSTICS)(H4DOTC)]</b> DTC P2021 INTAKE MANIFOLD RUNNER POSITION SENSOR / SWITCH CIRCUIT LOW (BANK 2)	
P2022	<b>Diagnostic Procedure with Diagnostic Trouble Code (DTC) [ENGINE (DIAGNOSTICS)(H4DOTC)]</b> DTC P2022 INTAKE MANIFOLD RUNNER POSITION SENSOR / SWITCH CIRCUIT HIGH (BANK 2)	
P2088	<b>Diagnostic Procedure with Diagnostic Trouble Code (DTC) [ENGINE (DIAGNOSTICS)(H4DO)]</b> DTC P2088 OCV SOLENOID VALVE SIGNAL A CIRCUIT OPEN (BANK 1)	
P2088	<b>Diagnostic Procedure with Diagnostic Trouble Code (DTC) [ENGINE (DIAGNOSTICS)(H4DOTC)]</b> DTC P2088 OCV SOLENOID VALVE SIGNAL A CIRCUIT OPEN (BANK 1)	































P2089	<b>Diagnostic Procedure with Diagnostic Trouble Code (DTC) [ENGINE (DIAGNOSTICS)(H4DO)]</b> DTC P2089 OCV SOLENOID VALVE SIGNAL A CIRCUIT SHORT (BANK 1)	
P2089	<b>Diagnostic Procedure with Diagnostic Trouble Code (DTC) [ENGINE (DIAGNOSTICS)(H4DOTC)]</b> DTC P2089 OCV SOLENOID VALVE SIGNAL A CIRCUIT SHORT (BANK 1)	
P2092	<b>Diagnostic Procedure with Diagnostic Trouble Code (DTC) [ENGINE (DIAGNOSTICS)(H4DO)]</b> DTC P2092 OCV SOLENOID VALVE SIGNAL A CIRCUIT OPEN (BANK 2)	
P2092	<b>Diagnostic Procedure with Diagnostic Trouble Code (DTC) [ENGINE (DIAGNOSTICS)(H4DOTC)]</b>	








	DTC P2092 OCV SOLENOID VALVE SIGNAL A CIRCUIT OPEN (BANK 2)	
P2093	<b>Diagnostic Procedure with Diagnostic Trouble Code (DTC) [ENGINE (DIAGNOSTICS)(H4DO)]</b> DTC P2093 INTAKE CAMSHAFT POSITION ACTUATOR CONTROL CIRCUIT HIGH (BANK 2)	
P2093	<b>Diagnostic Procedure with Diagnostic Trouble Code (DTC) [ENGINE (DIAGNOSTICS)(H4DOTC)]</b> DTC P2093 INTAKE CAMSHAFT POSITION ACTUATOR CONTROL CIRCUIT HIGH (BANK 2)	
P2100	<b>Diagnostic Procedure with Diagnostic Trouble Code (DTC) [ENGINE (DIAGNOSTICS)(H4DO)]</b> DTC P2100 THROTTLE ACTUATOR CONTROL MOTOR CIRCUIT/OPEN	
P2101	<b>Diagnostic Procedure with Diagnostic Trouble Code (DTC) [ENGINE (DIAGNOSTICS)(H4DO)]</b> DTC P2101 THROTTLE ACTUATOR CONTROL MOTOR CIRCUIT RANGE/PERFORMANCE	
P2101	<b>Diagnostic Procedure with Diagnostic Trouble Code (DTC) [ENGINE (DIAGNOSTICS)(H4DOTC)]</b> DTC P2101 THROTTLE ACTUATOR CONTROL MOTOR CIRCUIT RANGE/PERFORMANCE	



P2102	<b>Diagnostic Procedure with Diagnostic Trouble Code (DTC) [ENGINE (DIAGNOSTICS)(H4DO)]</b> DTC P2102 THROTTLE ACTUATOR CONTROL MOTOR CIRCUIT LOW	
P2102	<b>Diagnostic Procedure with Diagnostic Trouble Code (DTC) [ENGINE (DIAGNOSTICS)(H4DOTC)]</b> DTC P2102 THROTTLE ACTUATOR CONTROL MOTOR CIRCUIT LOW	
P2103	<b>Diagnostic Procedure with Diagnostic Trouble Code (DTC) [ENGINE (DIAGNOSTICS)(H4DO)]</b> DTC P2103 THROTTLE ACTUATOR CONTROL MOTOR CIRCUIT HIGH	
P2103	<b>Diagnostic Procedure with Diagnostic Trouble Code (DTC) [ENGINE (DIAGNOSTICS)(H4DOTC)]</b> DTC P2103 THROTTLE ACTUATOR CONTROL MOTOR CIRCUIT HIGH	
P2109	<b>Diagnostic Procedure with Diagnostic Trouble Code (DTC) [ENGINE (DIAGNOSTICS)(H4DO)]</b> DTC P2109 THROTTLE/PEDAL POSITION SENSOR "A" MINIMUM STOP PERFORMANCE	
P2109	<b>Diagnostic Procedure with Diagnostic Trouble Code (DTC) [ENGINE (DIAGNOSTICS)(H4DOTC)]</b> DTC P2109 THROTTLE/PEDAL POSITION SENSOR "A" MINIMUM STOP PERFORMANCE	
P2111	<b>Diagnostic Procedure with Diagnostic Trouble Code (DTC) [ENGINE (DIAGNOSTICS)(H4DO)]</b> DTC P2111 THROTTLE ACTUATOR CONTROL SYSTEM - STUCK OPEN	
P2122	<b>Diagnostic Procedure with Diagnostic Trouble Code (DTC) [ENGINE (DIAGNOSTICS)(H4DO)]</b>	

	DTC P2122 THROTTLE/PEDAL POSITION SENSOR/SWITCH “D” CIRCUIT LOW INPUT	
P2122	<b>Diagnostic Procedure with Diagnostic Trouble Code (DTC) [ENGINE (DIAGNOSTICS)(H4DOTC)]</b> DTC P2122 THROTTLE/PEDAL POSITION SENSOR/SWITCH “D” CIRCUIT LOW INPUT	
		
P2123	<b>Diagnostic Procedure with Diagnostic Trouble Code (DTC) [ENGINE (DIAGNOSTICS)(H4DO)]</b> DTC P2123 THROTTLE/PEDAL POSITION SENSOR/SWITCH “D” CIRCUIT HIGH INPUT	
P2123	<b>Diagnostic Procedure with Diagnostic Trouble Code (DTC) [ENGINE (DIAGNOSTICS)(H4DOTC)]</b> DTC P2123 THROTTLE/PEDAL POSITION SENSOR/SWITCH “D” CIRCUIT HIGH INPUT	
P2125	<b>Diagnostic Procedure with Diagnostic Trouble Code (DTC) [MANUAL TRANSMISSION AND DIFFERENTIAL (DIAGNOSTICS)(6MT)]</b> DTC P2125 ACCELERATOR POSITION SENSOR E	
P2127	<b>Diagnostic Procedure with Diagnostic Trouble Code (DTC) [ENGINE (DIAGNOSTICS)(H4DO)]</b> DTC P2127 THROTTLE/PEDAL POSITION SENSOR/SWITCH “E” CIRCUIT LOW INPUT	
P2127	<b>Diagnostic Procedure with Diagnostic Trouble Code (DTC) [ENGINE (DIAGNOSTICS)(H4DOTC)]</b> DTC P2127 THROTTLE/PEDAL POSITION SENSOR/SWITCH “E” CIRCUIT LOW INPUT	
P2128	<b>Diagnostic Procedure with Diagnostic Trouble Code (DTC) [ENGINE (DIAGNOSTICS)(H4DO)]</b> DTC P2128 THROTTLE/PEDAL POSITION SENSOR/SWITCH “E” CIRCUIT HIGH INPUT	
P2128	<b>Diagnostic Procedure with Diagnostic Trouble Code (DTC) [ENGINE (DIAGNOSTICS)(H4DOTC)]</b> DTC P2128 THROTTLE/PEDAL POSITION SENSOR/SWITCH “E” CIRCUIT HIGH INPUT	
P2135	<b>Diagnostic Procedure with Diagnostic Trouble Code (DTC) [ENGINE (DIAGNOSTICS)(H4DO)]</b> DTC P2135 THROTTLE/PEDAL POSITION SENSOR/SWITCH “A”/“B” VOLTAGE CORRELATION	
P2135	<b>Diagnostic Procedure with Diagnostic Trouble Code (DTC) [ENGINE (DIAGNOSTICS)(H4DOTC)]</b> DTC P2135 THROTTLE/PEDAL POSITION SENSOR/SWITCH “A”/“B” VOLTAGE CORRELATION	
		
P2138	<b>Diagnostic Procedure with Diagnostic Trouble Code (DTC) [ENGINE (DIAGNOSTICS)(H4DO)]</b> DTC P2138 THROTTLE/PEDAL POSITION SENSOR/SWITCH “D”/“E” VOLTAGE CORRELATION	
P2138	<b>Diagnostic Procedure with Diagnostic Trouble Code (DTC) [ENGINE (DIAGNOSTICS)(H4DOTC)]</b>	

	DTC P2138 THROTTLE/PEDAL POSITION SENSOR/SWITCH “D”/“E” VOLTAGE CORRELATION	
P2228	<b>Diagnostic Procedure with Diagnostic Trouble Code (DTC) [ENGINE (DIAGNOSTICS)(H4DO)]</b> DTC P2228 BAROMETRIC PRESSURE CIRCUIT LOW	
P2228	<b>Diagnostic Procedure with Diagnostic Trouble Code (DTC) [ENGINE (DIAGNOSTICS)(H4DOTC)]</b> DTC P2228 BAROMETRIC PRESSURE CIRCUIT LOW	
P2229	<b>Diagnostic Procedure with Diagnostic Trouble Code (DTC) [ENGINE (DIAGNOSTICS)(H4DO)]</b> DTC P2229 BAROMETRIC PRESSURE CIRCUIT HIGH	
P2229	<b>Diagnostic Procedure with Diagnostic Trouble Code (DTC) [ENGINE (DIAGNOSTICS)(H4DOTC)]</b> DTC P2229 BAROMETRIC PRESSURE CIRCUIT HIGH	
P2432	<b>Diagnostic Procedure with Diagnostic Trouble Code (DTC) [ENGINE (DIAGNOSTICS)(H4DO)]</b> DTC P2432 SECONDARY AIR INJECTION SYSTEM AIR FLOW /PRESSURE SENSOR CIRCUIT LOW	
P2432	<b>Diagnostic Procedure with Diagnostic Trouble Code (DTC) [ENGINE (DIAGNOSTICS)(H4DOTC)]</b> DTC P2432 SECONDARY AIR INJECTION SYSTEM AIR FLOW /PRESSURE SENSOR CIRCUIT LOW	
P2433	<b>Diagnostic Procedure with Diagnostic Trouble Code (DTC) [ENGINE (DIAGNOSTICS)(H4DO)]</b> DTC P2433 SECONDARY AIR INJECTION SYSTEM AIR FLOW /PRESSURE SENSOR CIRCUIT HIGH	
P2433	<b>Diagnostic Procedure with Diagnostic Trouble Code (DTC) [ENGINE (DIAGNOSTICS)(H4DOTC)]</b> DTC P2433 SECONDARY AIR INJECTION SYSTEM AIR FLOW /PRESSURE SENSOR CIRCUIT HIGH	
		
P2440	<b>Diagnostic Procedure with Diagnostic Trouble Code (DTC) [ENGINE (DIAGNOSTICS)(H4DO)]</b> DTC P2440 SECONDARY AIR INJECTION SYSTEM SWITCHING VALVE STUCK OPEN (BANK 1)	
P2440	<b>Diagnostic Procedure with Diagnostic Trouble Code (DTC) [ENGINE (DIAGNOSTICS)(H4DOTC)]</b> DTC P2440 SECONDARY AIR INJECTION SYSTEM SWITCHING VALVE STUCK OPEN (BANK 1)	
P2441	<b>Diagnostic Procedure with Diagnostic Trouble Code (DTC) [ENGINE (DIAGNOSTICS)(H4DO)]</b> DTC P2441 SECONDARY AIR INJECTION SYSTEM SWITCHING VALVE STUCK CLOSED (BANK 1)	
P2441	<b>Diagnostic Procedure with Diagnostic Trouble Code (DTC) [ENGINE (DIAGNOSTICS)(H4DOTC)]</b> DTC P2441 SECONDARY AIR INJECTION SYSTEM SWITCHING VALVE STUCK CLOSED (BANK 1)	
P2444		

	<b>Diagnostic Procedure with Diagnostic Trouble Code (DTC) [ENGINE (DIAGNOSTICS)(H4DO)]</b> DTC P2444 SECONDARY AIR INJECTION SYSTEM PUMP STUCK ON	
P2444	<b>Diagnostic Procedure with Diagnostic Trouble Code (DTC) [ENGINE (DIAGNOSTICS)(H4DOTC)]</b> DTC P2444 SECONDARY AIR INJECTION SYSTEM PUMP STUCK ON	
P2503	<b>Diagnostic Procedure with Diagnostic Trouble Code (DTC) [ENGINE (DIAGNOSTICS)(H4SO)]</b> DTC P2503 CHARGING SYSTEM VOLTAGE LOW	
P2503	<b>Diagnostic Procedure with Diagnostic Trouble Code (DTC) [ENGINE (DIAGNOSTICS)(H4DO)]</b> DTC P2503 CHARGING SYSTEM VOLTAGE LOW	
P2503	<b>Diagnostic Procedure with Diagnostic Trouble Code (DTC) [ENGINE (DIAGNOSTICS)(H4DOTC)]</b> DTC P2503 CHARGING SYSTEM VOLTAGE LOW	
P2504	<b>Diagnostic Procedure with Diagnostic Trouble Code (DTC) [ENGINE (DIAGNOSTICS)(H4SO)]</b> DTC P2504 CHARGING SYSTEM VOLTAGE HIGH	
P2504	<b>Diagnostic Procedure with Diagnostic Trouble Code (DTC) [ENGINE (DIAGNOSTICS)(H4DO)]</b> DTC P2504 CHARGING SYSTEM VOLTAGE HIGH	
P2504	<b>Diagnostic Procedure with Diagnostic Trouble Code (DTC) [ENGINE (DIAGNOSTICS)(H4DOTC)]</b> DTC P2504 CHARGING SYSTEM VOLTAGE HIGH	



[Back to the search page](#)