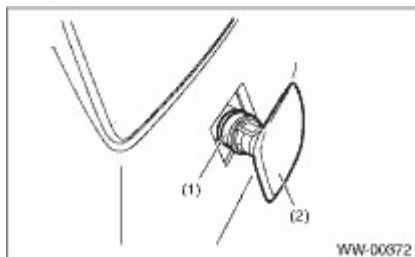


WIPER AND WASHER SYSTEMS > Headlight Washer

REMOVAL

1. Disconnect the ground cable from the battery.
2. Remove the nozzle cover from actuator.

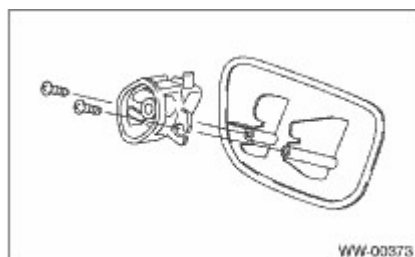



- (1) Actuator
(2) Nozzle cover

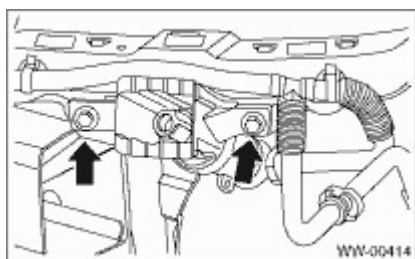
CAUTION:

Be careful not to damage the front bumper face.

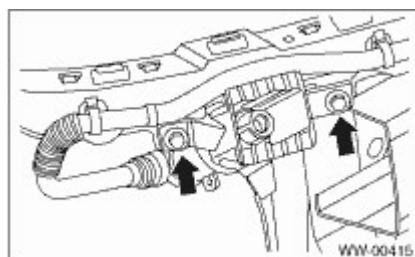
3. Remove the nozzle from nozzle cover.



4. Remove the front bumper. 
5. Remove the actuator from bumper.
 - Actuator LH



- Actuator RH



6. Disconnect the hoses.



7. Remove the hose from bumper beam.